



COLETIVA DE IMPRENSA

Resultados: Janeiro a Dezembro 2019

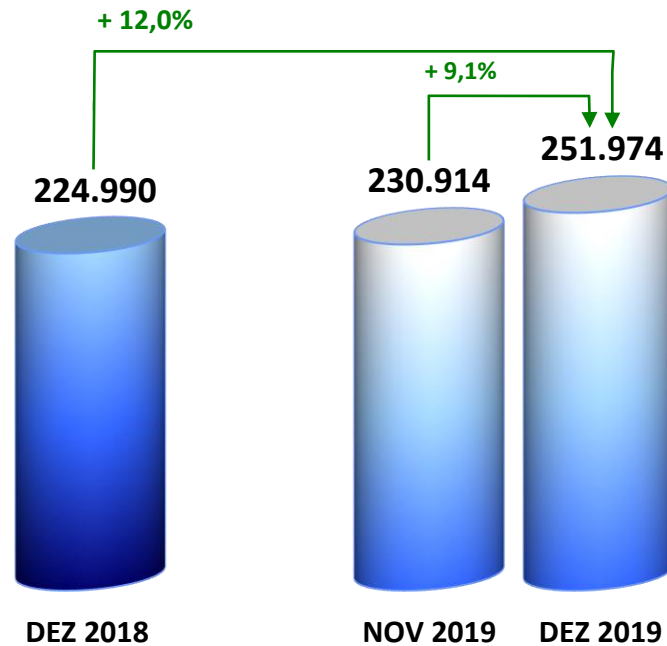


ABOVE & BEYOND

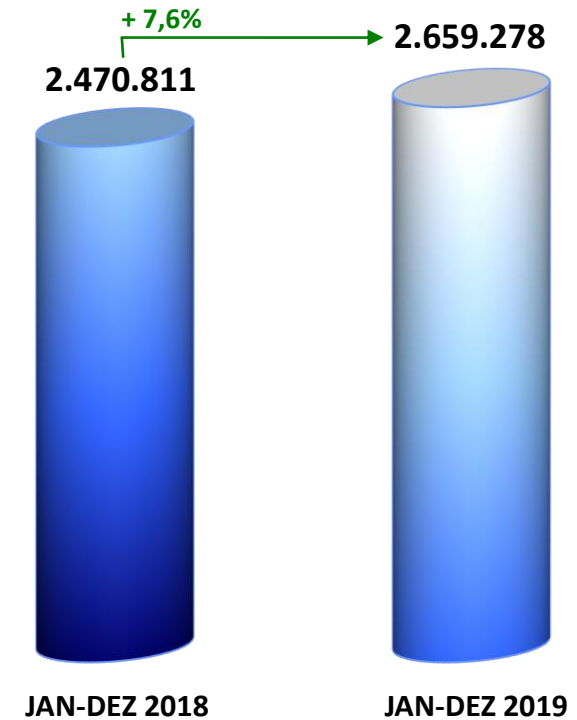


JANEIRO 2020

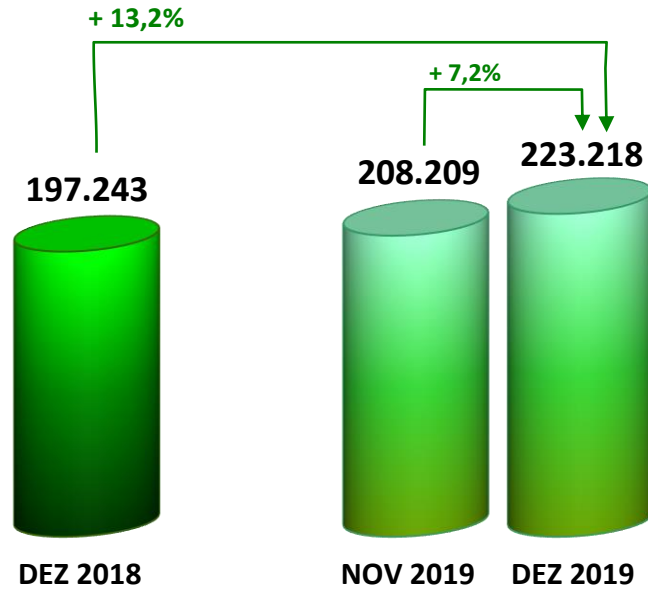
RESULTADOS MENCIAIS



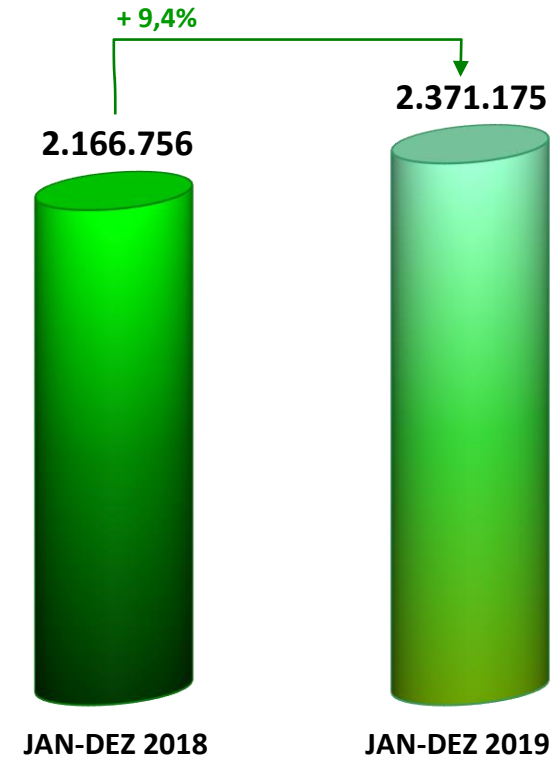
ACUMULADO JAN-DEZ



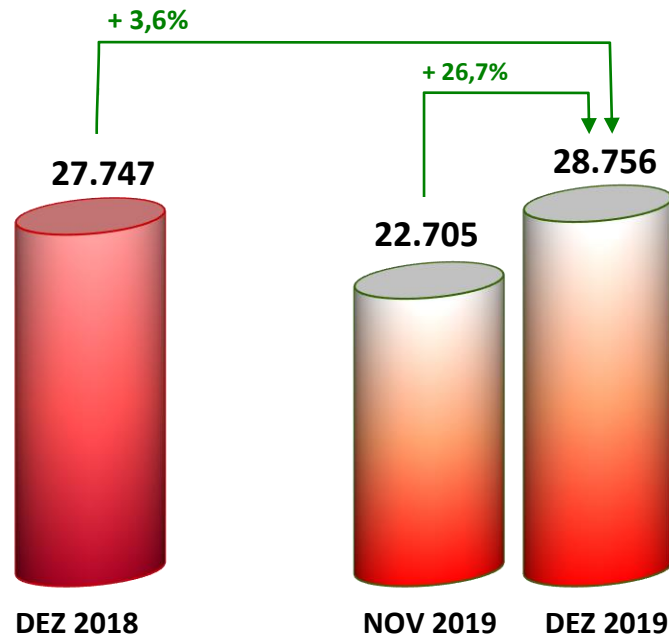
RESULTADOS MENSAIS



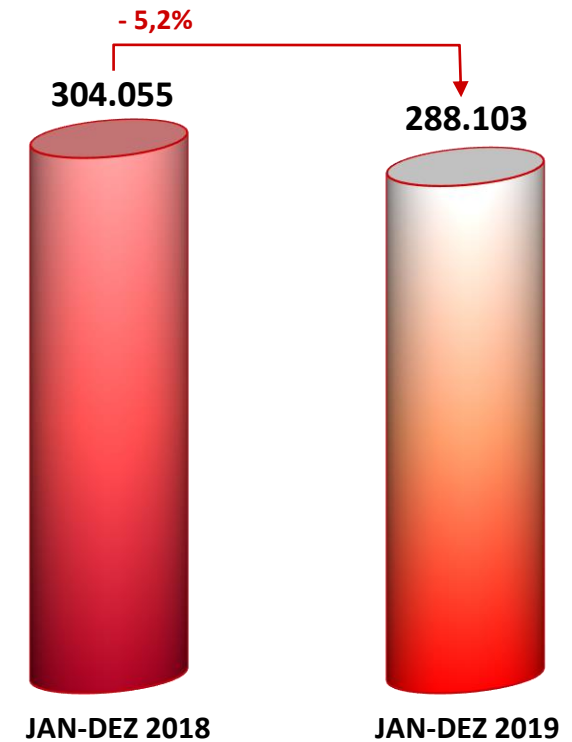
ACUMULADO JAN-DEZ



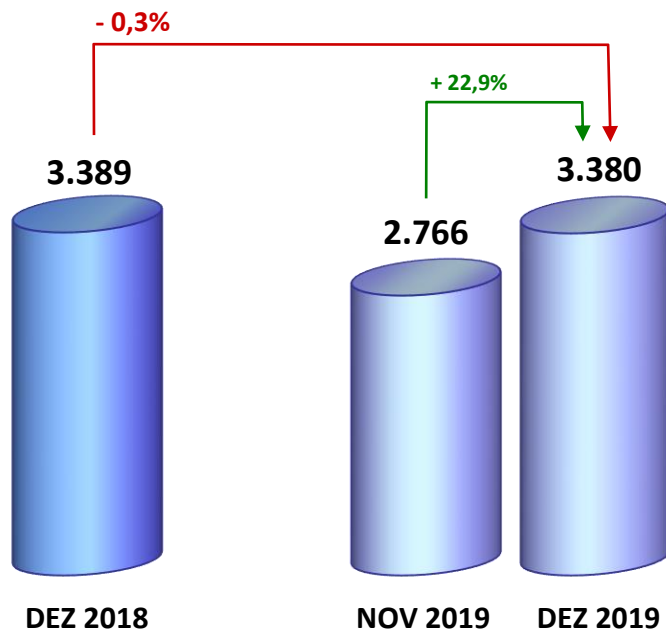
RESULTADOS MENSAIS



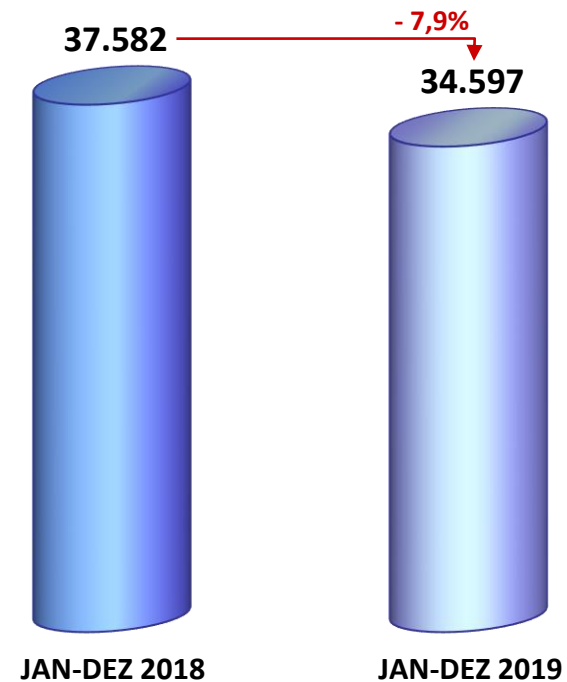
ACUMULADO JAN-DEZ



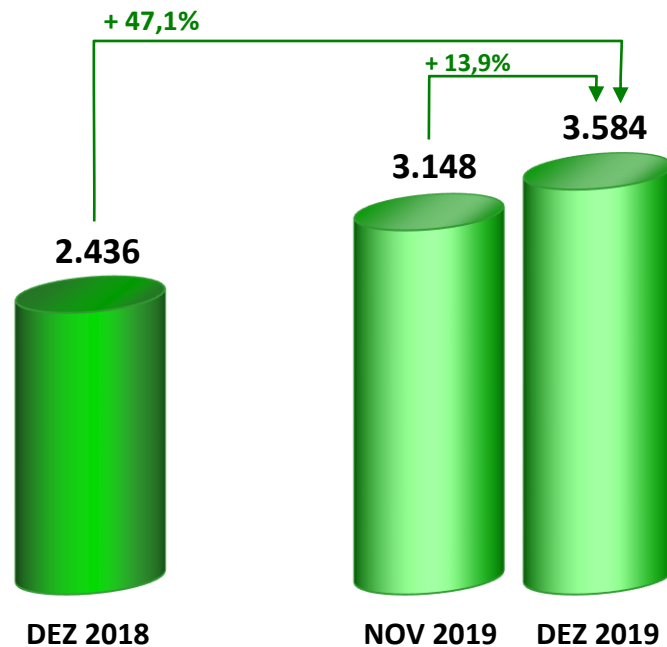
RESULTADOS MENSAIS



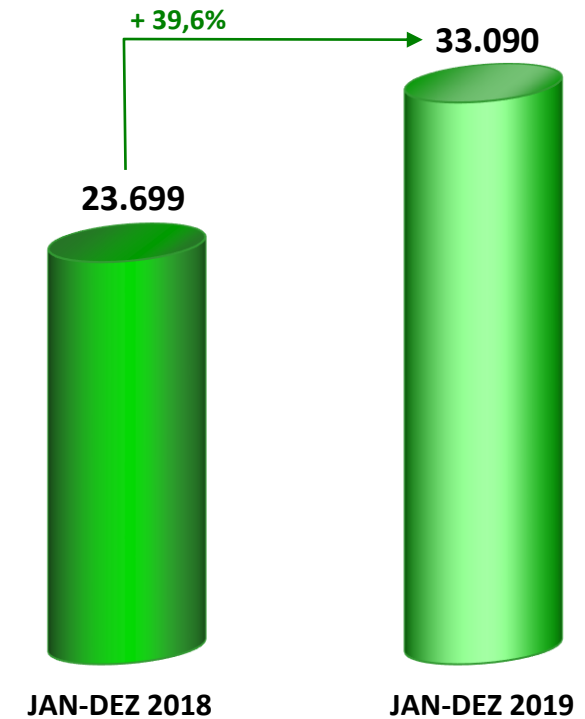
ACUMULADO JAN-DEZ



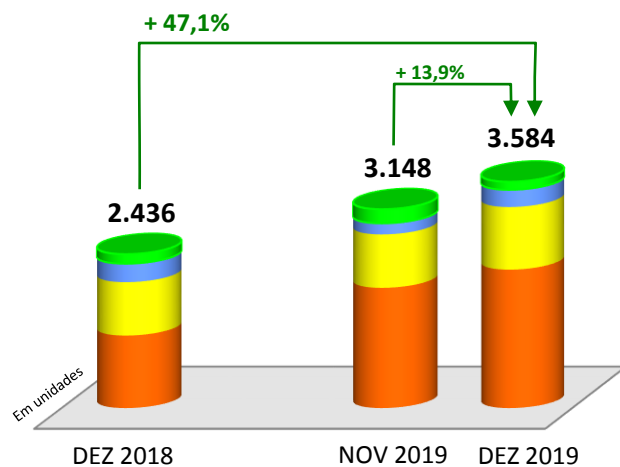
RESULTADOS MENSAIS







ACUMULADO JAN-DEZ

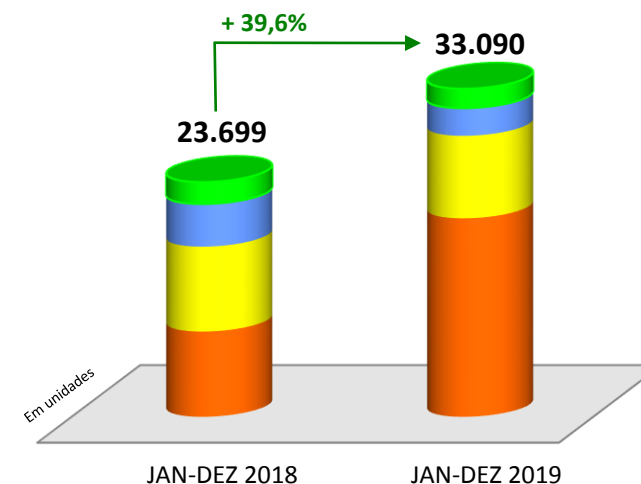






RESULTADOS MENSAIS

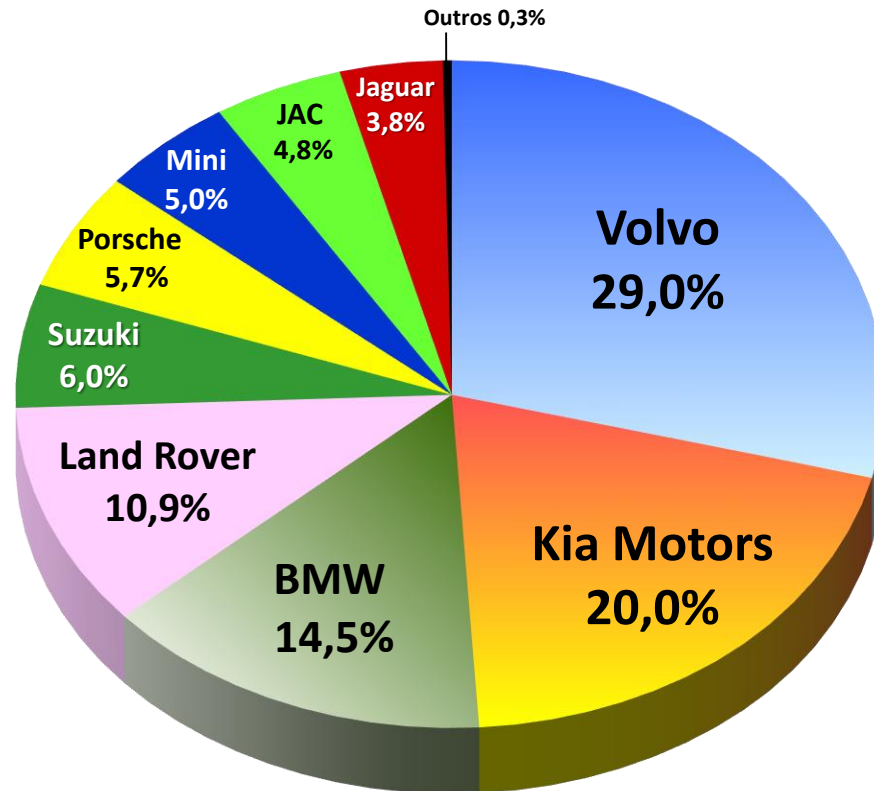


	CAOA CHERY	1.147	1.902	2.190	+ 15,1%
	BMW	845	847	993	+ 17,2%
	LAND ROVER	293	176	273	+ 55,1%
	SUZUKI	151	223	128	- 42,6%
	TOTAL ...	2.436	3.148	3.584	+ 13,9%

ACUMULADO JAN-DEZ

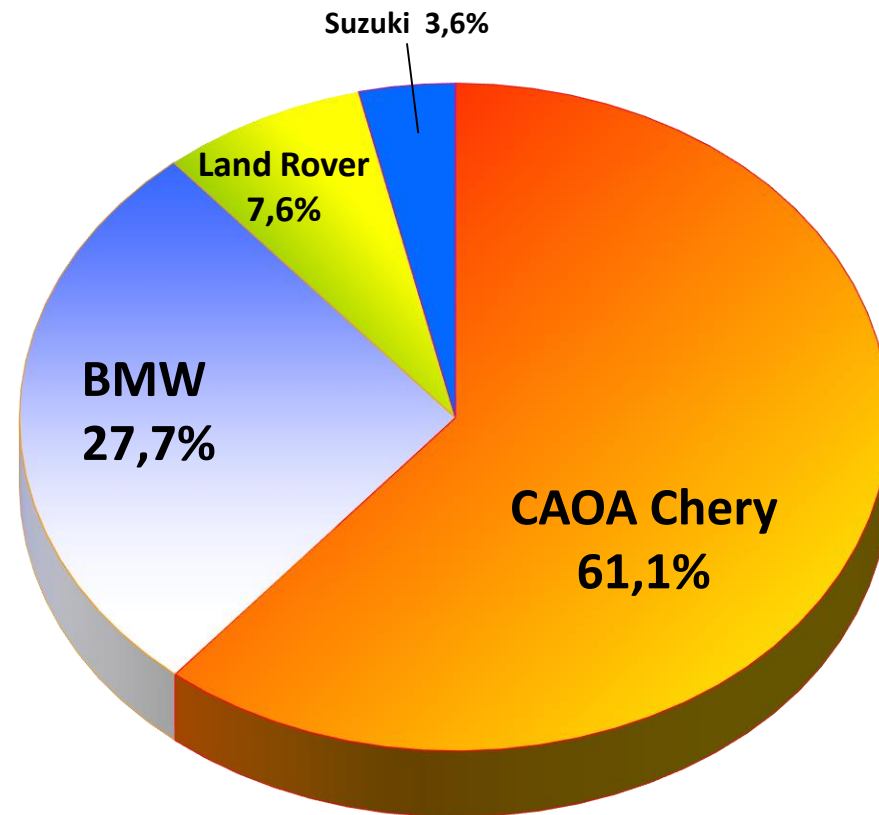


	CAOA CHERY	8.634	20.050	+132,2%
	BMW	8.563	8.300	- 3,1%
	LAND ROVER	4.295	2.785	- 35,2%
	SUZUKI	2.207	1.955	- 11,4%
	TOTAL ...	23.699	33.090	+ 39,6%



3.380 unidades

MARCAS	DEZ 2019
VOLVO	980
KIA MOTORS	676
BMW	490
LAND ROVER	368
SUZUKI	202
PORSCHE	192
MINI	169
JAC	163
JAGUAR	129
BYD	4
MASERATI	3
FERRARI	3
LAMBORGHINI	1
TOTAL ...	3.380

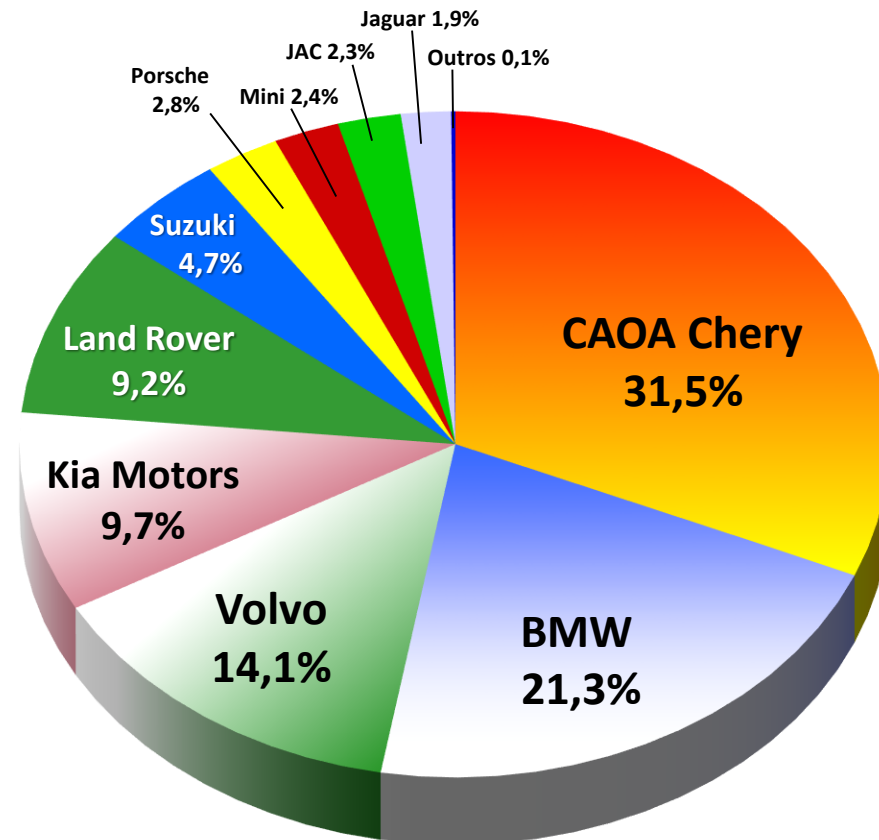


3.584 unidades

MARCAS	DEZ 2019
CAOA CHERY	2.190
BMW	993
LAND ROVER	273
SUZUKI	128
TOTAL ...	3.584

TOTAL ABEIFA (IMPORTADOS + PRODUÇÃO NACIONAL)

DEZEMBRO 2019

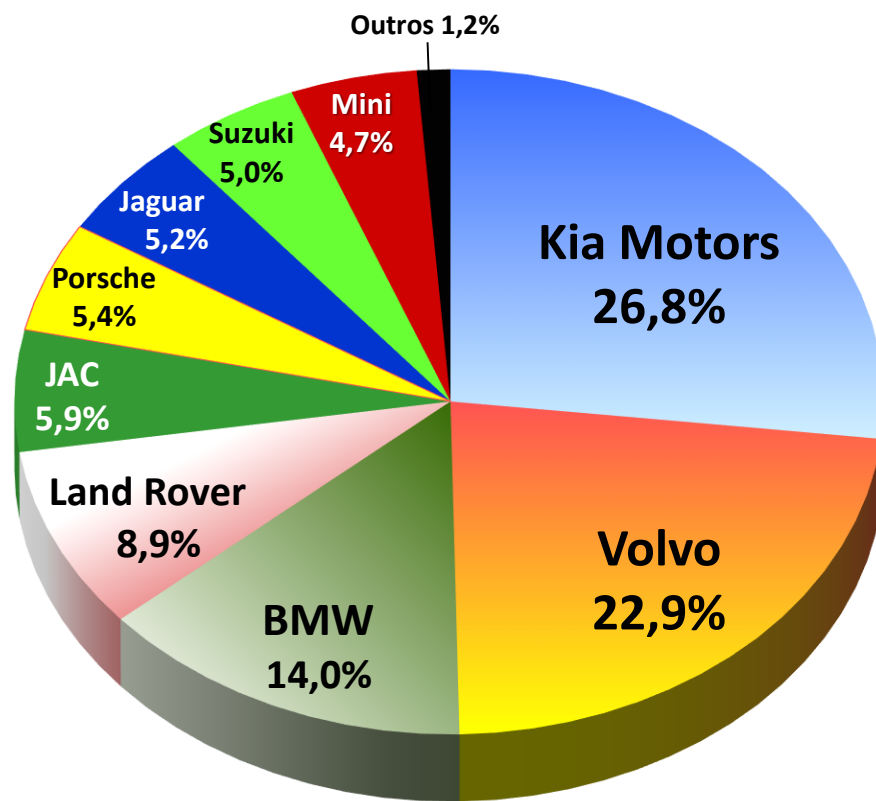


6.964 unidades

MARCAS	DEZ 2019
CAOA CHERY	2.190
BMW	1.483
VOLVO	980
KIA MOTORS	676
LAND ROVER	641
SUZUKI	330
PORSCHE	192
MINI	169
JAC	163
JAGUAR	129
BYD	4
MASERATI	3
FERRARI	3
LAMBORGHINI	1
TOTAL ...	6.964

IMPORTAÇÕES ABEIFA – PARTICIPAÇÃO POR MARCA

ACUMULADO: JANEIRO-DEZEMBRO 2019

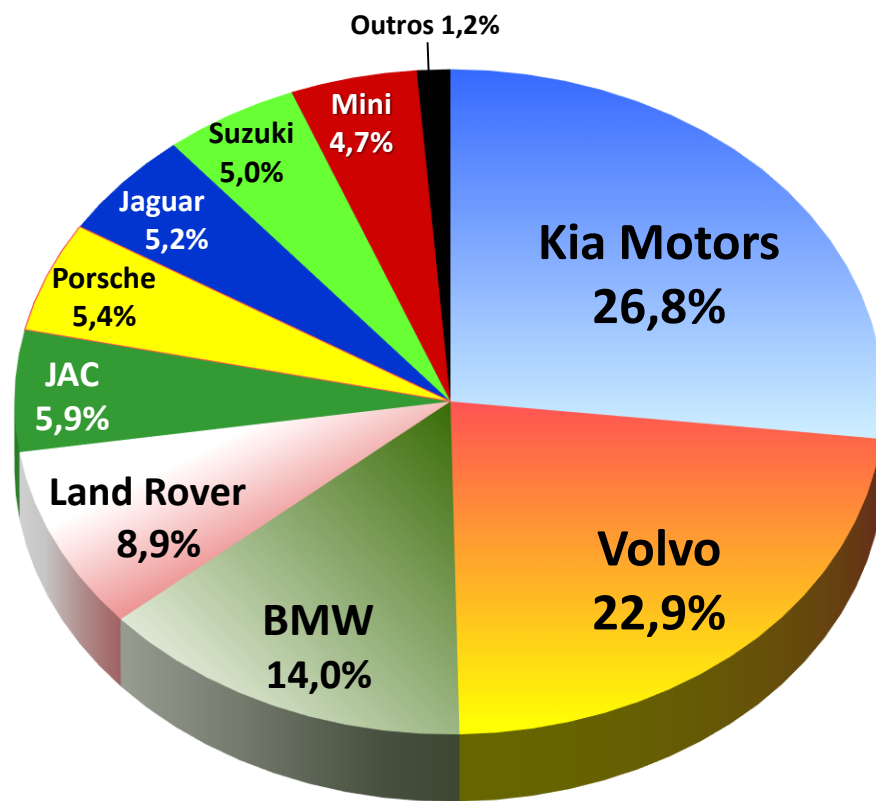


34.597 unidades

MARCAS	JAN-DEZ 2019
KIA MOTORS	9.271
VOLVO	7.913
BMW	4.834
LAND ROVER	3.087
JAC	2.043
PORSCHE	1.849
JAGUAR	1.807
SUZUKI	1.737
MINI	1.628
CAOA CHERY	132
LAMBORGHINI	33
FERRARI	31
MASERATI	28
BYD	8
ROLLS ROYCE	2
OUTROS	194
TOTAL ...	34.597

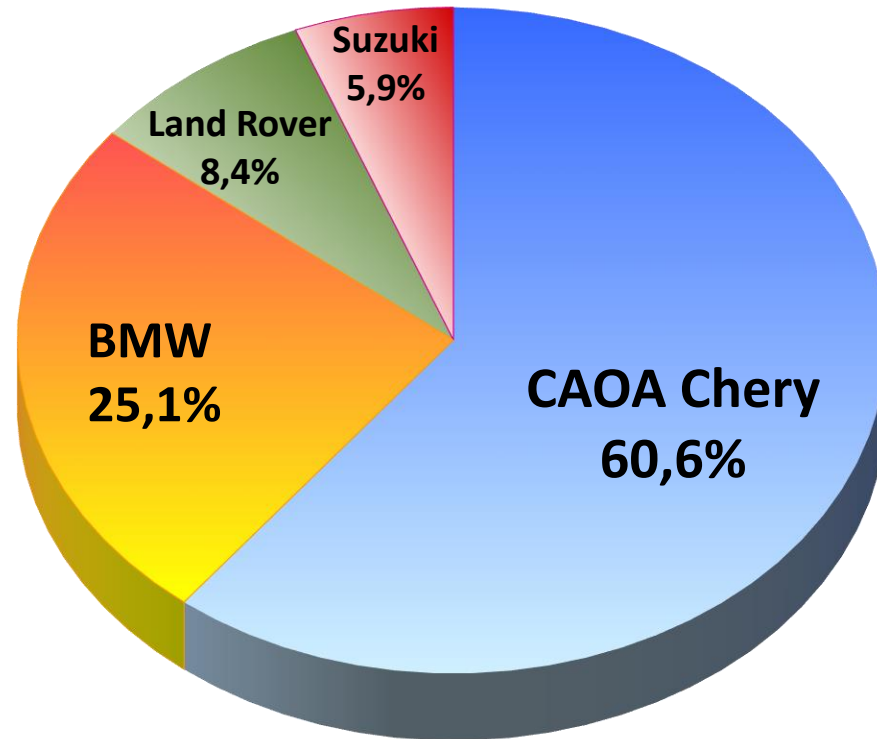
IMPORTAÇÕES ABEIFA – PARTICIPAÇÃO POR MARCA

ACUMULADO: JANEIRO-DEZEMBRO 2019



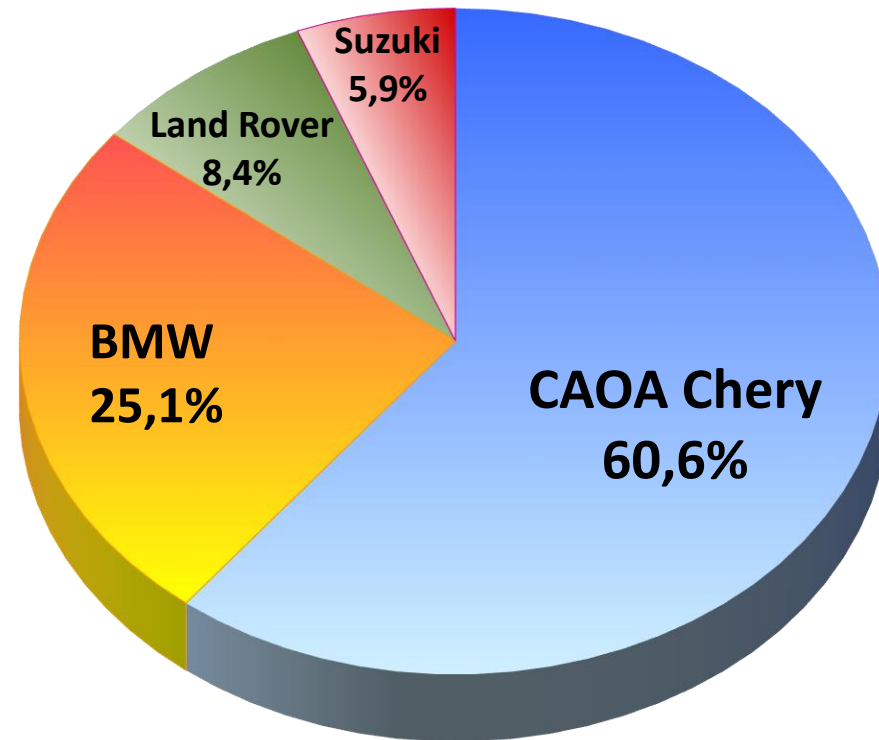
34.597 unidades

MARCAS	JAN-DEZ 2018	JAN-DEZ 2019	Variação
KIA MOTORS	11.719	9.271	-20,9%
VOLVO	6.832	7.913	15,8%
BMW	2.789	4.834	73,3%
LAND ROVER	2.455	3.087	25,7%
JAC	3.889	2.043	-47,5%
PORSCHE	1.457	1.849	26,9%
JAGUAR	1.812	1.807	-0,3%
SUZUKI	2.449	1.737	-29,1%
MINI	1.726	1.628	-5,7%
CAOA CHERY	6	132	2100%
LAMBORGHINI	15	33	120,0%
FERRARI	33	31	-6,1%
MASERATI	39	28	-28,2%
BYD	46	8	-82,6%
ROLLS ROYCE	2	2	0,0%
OUTROS	2.313	194	-91,6%
TOTAL ...	37.582	34.597	-7,9%



33.090 unidades

MARCAS	JAN-DEZ 2019
CAOA CHERY	20.050
BMW	8.300
LAND ROVER	2.785
SUZUKI	1.955
TOTAL ...	33.090

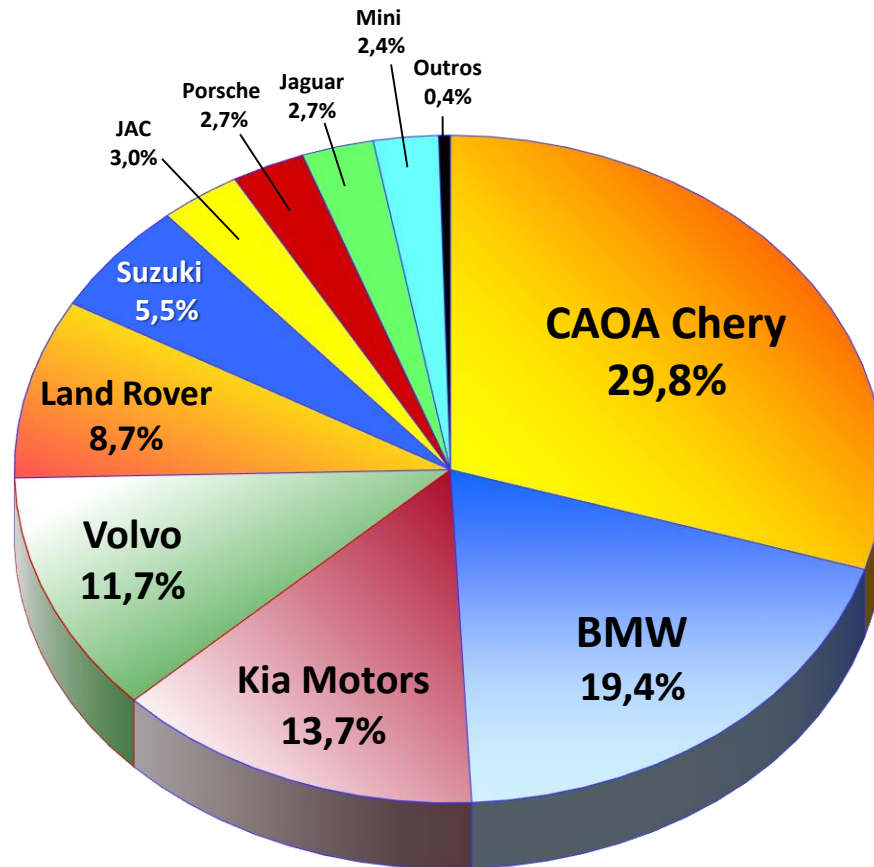


33.090 unidades

MARCAS	JAN-DEZ 2018	JAN-DEZ 2019	Varição
CAOA CHERY	8.634	20.050	132,2%
BMW	8.563	8.300	-3,1%
LAND ROVER	4.295	2.785	-35,2%
SUZUKI	2.207	1.955	-11,4%
TOTAL ...	23.699	33.090	39,6%

TOTAL ABEIFA (IMPORTADOS + PRODUÇÃO NACIONAL)

ACUMULADO: JANEIRO-DEZEMBRO 2019

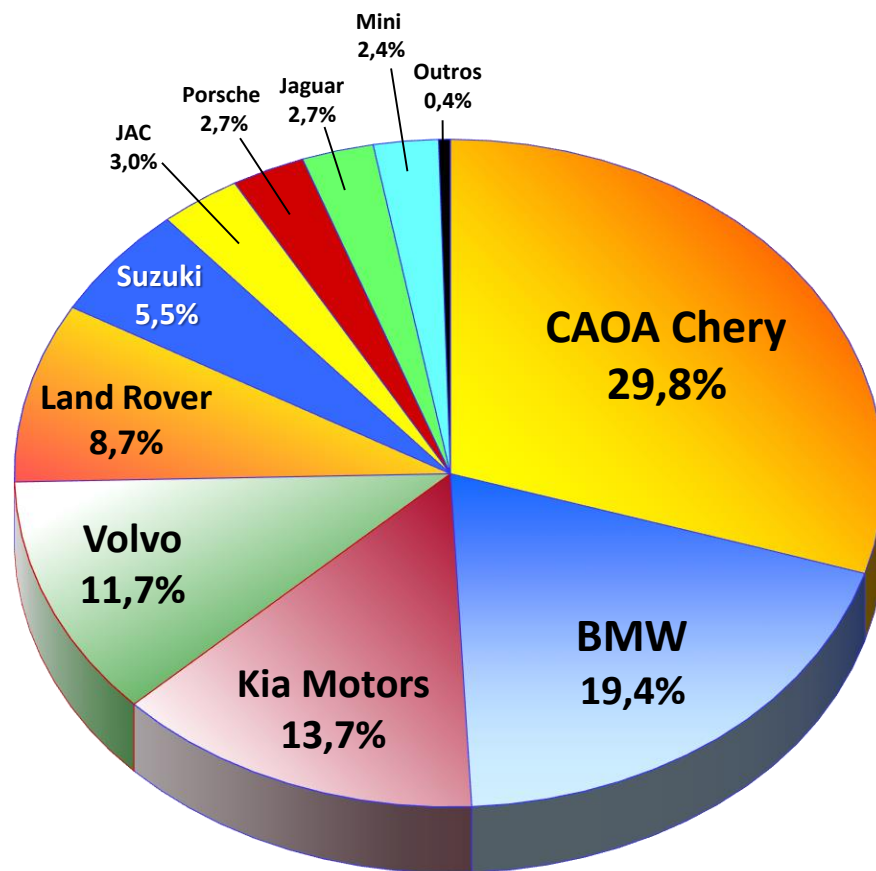


67.687 unidades

MARCAS	JAN-DEZ 2019
CAOA CHERY	20.182
BMW	13.134
KIA MOTORS	9.271
VOLVO	7.913
LAND ROVER	5.872
SUZUKI	3.692
JAC	2.043
PORSCHE	1.849
JAGUAR	1.807
MINI	1.628
LAMBORGHINI	33
FERRARI	31
MASERATI	28
BYD	8
ROLLS ROYCE	2
OUTROS	194
TOTAL ...	67.687

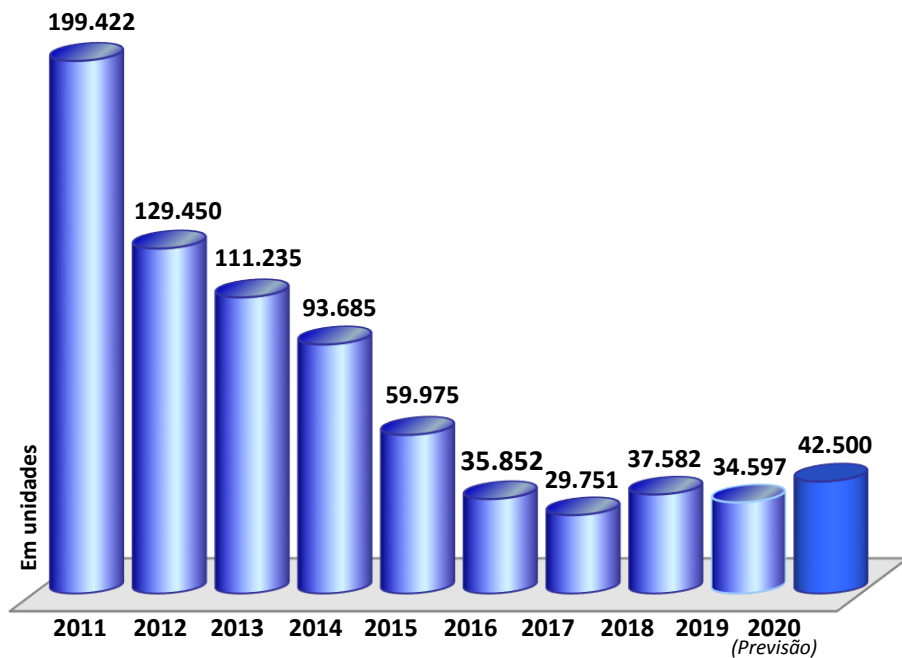
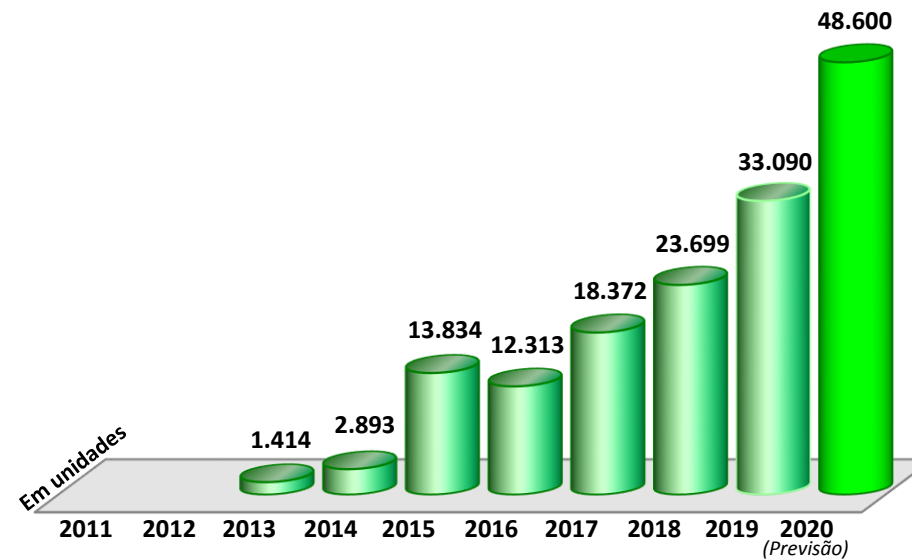
TOTAL ABEIFA (IMPORTADOS + PRODUÇÃO NACIONAL)

ACUMULADO: JANEIRO-DEZEMBRO 2019



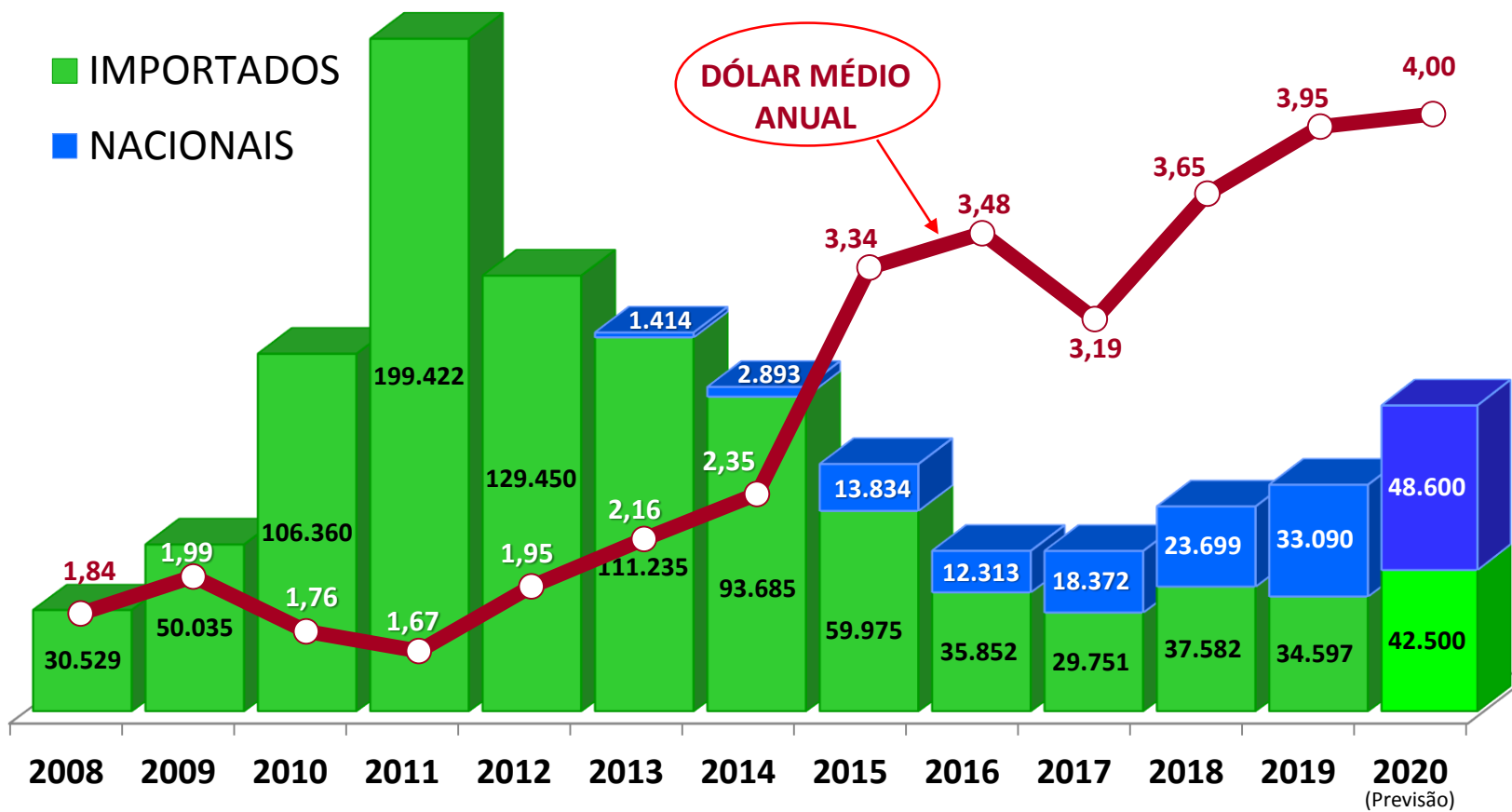
67.687 unidades

MARCAS	JAN-DEZ 2018	JAN-DEZ 2019	Variação
CAOA CHERY	8.640	20.182	133,6%
BMW	11.352	13.134	15,7%
KIA MOTORS	11.719	9.271	-20,9%
VOLVO	6.832	7.913	15,8%
LAND ROVER	6.750	5.872	-13,0%
SUZUKI	4.656	3.692	-20,7%
JAC	3.889	2.043	-47,5%
PORSCHE	1.457	1.849	26,9%
JAGUAR	1.812	1.807	-0,3%
MINI	1.726	1.628	-5,7%
LAMBORGHINI	15	33	120,0%
FERRARI	33	31	-6,1%
MASERATI	39	28	-28,2%
BYD	46	8	-82,6%
ROLLS ROYCE	2	2	0,0%
OUTROS	2.313	194	-91,6%
TOTAL ...	61.281	67.687	10,5%

VEÍCULOS IMPORTADOS**PRODUZIDOS NO PAÍS**

LICENCIAMENTO DE AUTOMÓVEIS E COMERCIAIS LEVES

HISTÓRICO DE LICENCIAMENTO DAS ASSOCIADAS ABEIFA



MERCADO TOTAL	2.671.189	3.008.867	3.329.237	3.425.738	3.634.995	3.576.181	3.329.058	2.477.095	1.986.535	2.172.612	2.470.811	2.659.278	2.910.000
(%) IMPORT. ABEIFA	1,14%	1,66%	3,19%	5,82%	3,56%	3,11%	2,81%	2,42%	1,80%	1,37%	1,52%	1,30%	1,46%



ABOVE & BEYOND



JANEIRO 2020