
















EMPLACAMENTO DAS ASSOCIADAS ABEIFA - 2016
VEÍCULOS IMPORTADOS

MARCA/MODELO		jan	fev	mar	abr	mai	jun	jul	ago	set	out	nov	dez	Total
 ASTON MARTIN	Total	0	0	0	1	0	0	0	0	0	0	0	0	1
	Share	0,00%	0,00%	0,00%	0,04%									
DB9		0	0	0	0									0
VANTAGE		0	0	0	1									1
RAPIDE		0	0	0	0									0
VIRAGE		0	0	0	0									0
 BMW	Total	390	307	341	236	0	0	0	0	0	0	0	0	1.274
	Share	10,62%	10,69%	10,28%	8,26%									
SÉRIE 1		0	0	0	1									1
SÉRIE 2		9	12	18	8									47
SÉRIE 3		19	9	30	27									85
SÉRIE 4		12	3	6	15									36
SÉRIE 5		13	17	12	8									50
SÉRIE 6		0	2	1	3									6
SÉRIE 7		3	1	1	1									6
I3		10	6	10	7									33
I8		0	0	0	0									0
X1		91	63	59	47									260
X3		5	3	4	0									12
X4		58	67	64	36									225
X5		58	48	51	27									184
X6		55	43	65	29									192
M135I		9	3	4	3									19
M235I		8	5	3	3									19
M3 SEDAN		15	16	10	11									52
M4		3	1	1	1									6
M5		2	2	0	2									6
M6		11	1	1	4									17
Z3		0	0	0	0									0
Z4		9	5	1	3									18
 BYD	Total	0	1	0	1	0	0	0	0	0	0	0	0	2
	Share	0,00%	0,03%	0,00%	0,04%									
E6		0	1	0	1									2
 CHERY	Total	86	78	74	131	0	0	0	0	0	0	0	0	369
	Share	2,34%	2,72%	2,23%	4,59%									
CELER		10	12	5	3									30
CELER SEDAN		3	5	5	7									20
CIELO HATCH		0	0	0	0									0
CIELO SEDAN		0	1	0	0									1
FACE		0	1	0	0									1
QQ		50	34	44	90									218
S-18		0	1	0	0									1
TIGGO		23	24	20	31									98
OUTROS		0	0	0	0									0
 FERRARI	Total	2	0	1	3	0	0	0	0	0	0	0	0	6
	Share	0,05%	0,00%	0,03%	0,11%									
308 GTS		0	0	0	0									0
458		1	0	0	1									2
488 GTB		0	0	1	0									1
CALIFORNIA		1	0	0	1									2
FF		0	0	0	1									1
F12 BERLINETTA		0	0	0	0									0

EMPLACAMENTO DAS ASSOCIADAS ABEIFA - 2016
VEÍCULOS IMPORTADOS




MARCA/MODELO		jan	fev	mar	abr	mai	jun	jul	ago	set	out	nov	dez	Total
 GEELY	Total	73	26	82	18	0	0	0	0	0	0	0	0	199
	Share	1,99%	0,91%	2,47%	0,63%									
EC-7		19	13	48	6									86
GC2		54	13	34	12									113
GX2		0	0	0	0									0
 JAC MOTORS	Total	285	186	246	280	0	0	0	0	0	0	0	0	997
	Share	7,76%	6,48%	7,42%	9,80%									
A13 HACTH		0	0	0	0									0
J2		28	27	21	16									92
J3		52	33	36	26									147
J3 TURIN		88	45	34	37									204
J5		21	9	14	7									51
J6 2.0 5S		0	0	0	0									0
J6 DIAMOND 7S		5	6	3	3									17
S3		0	0	0	0									0
S5		0	0	0	0									0
T 140		0	1	0	1									2
T 5		0	0	60	152									212
T 6		74	47	57	33									211
T 8		17	18	21	5									61
 JAGUAR	Total	51	49	83	40	0	0	0	0	0	0	0	0	223
	Share	1,39%	1,71%	2,50%	1,40%									
F-TYPE		3	0	3	0									6
XE		37	42	60	34									173
XE S		0	3	0	2									5
XF		11	4	17	4									36
XFR		0	0	0	0									0
XJ		0	0	3	0									3
XK		0	0	0	0									0
 KIA MOTORS	Total	1.032	840	790	759	0	0	0	0	0	0	0	0	3.421
	Share	28,10%	29,26%	23,82%	26,58%									
BONGO		88	97	119	117									421
CADENZA		3	1	5	6									15
CARENS		0	0	0	0									0
CARNIVAL		5	4	6	11									26
CERATO		104	134	135	134									507
MOHAVE		2	3	2	5									12
OPTIMA		12	6	10	7									35
PICANTO		340	233	141	141									855
QUORIS		0	1	1	0									2
SORENTO		60	36	39	44									179
SOUL		37	47	26	32									142
SPORTAGE		381	278	306	262									1.227
 LAMBORGHINI	Total	0	0	0	0	0	0	0	0	0	0	0	0	0
	Share	0,00%	0,00%	0,00%	0,00%									
GALLARDO		0	0	0	0									0
HURACAN		0	0	0	0									0
AVENTADOR		0	0	0	0									0

EMPLACAMENTO DAS ASSOCIADAS ABEIFA - 2016
VEÍCULOS IMPORTADOS

MARCA/MODELO		jan	fev	mar	abr	mai	jun	jul	ago	set	out	nov	dez	Total
 LAND ROVER	Total	735	552	673	553	0	0	0	0	0	0	0	0	2.513
	Share	20,02%	19,23%	20,29%	19,36%									
DEFENDER		0	1	0	0									1
DISCOVERY 4		78	38	58	57									231
DISCOVERY SPORT		392	314	349	258									1.313
EVOQUE		199	146	179	170									694
FREELANDER		0	0	0	0									0
RANGE ROVER		5	4	13	7									29
RANGE ROVER SPORT		61	49	74	61									245
 LIFAN	Total	354	290	407	262	0	0	0	0	0	0	0	0	1.313
	Share	9,64%	10,10%	12,27%	9,17%									
FOISON		57	57	67	55									236
LF 320		0	0	1	1									2
LF 530		65	40	97	74									276
LF 620		0	0	1	0									1
X50		0	0	0	0									0
X60		232	193	241	132									798
 MASERATI	Total	3	2	0	0	0	0	0	0	0	0	0	0	5
	Share	0,08%	0,07%	0,00%	0,00%									
GRANTURISMO		1	0	0	0									1
QUATTROPORTE		2	0	0	0									2
GRANCABRIO		0	0	0	0									0
GHIBLI S Q4		0	2	0	0									2
 MINI	Total	94	118	113	98	0	0	0	0	0	0	0	0	423
	Share	2,56%	4,11%	3,41%	3,43%									
ONE		1	0	0	0									1
COOPER		7	9	1	7									24
COOPER 5P		5	6	6	6									23
COOPER S		38	45	28	19									130
COOPER S 5P		19	26	34	26									105
COOPER S PACEMAN		0	0	0	0									0
COOPER CLUBMAN S		2	2	5	2									11
COOPER S CABRIO		1	2	1	1									5
COOPER COUNTRYMAN		16	19	30	27									92
COOPER JCW		0	0	0	0									0
COOPER JCW ROADSTER		0	0	0	0									0
COOPER JCW CABRIO		0	0	0	0									0
COOPER JCW COUNTRYMAN		0	1	2	6									9
COOPER JCW PACEMAN		3	0	0	0									3
COOPER HATCH JCW 3P		2	8	6	4									20
COOPER S ROADSTER		0	0	0	0									0
COOPER RED BULL		0	0	0	0									0
 PORSCHE	Total	61	56	53	66	0	0	0	0	0	0	0	0	236
	Share	1,66%	1,95%	1,60%	2,31%									
911		7	1	4	2									14
911 TURBO		1	0	0	2									3
BOXSTER		3	4	0	0									7
CAYENNE		27	28	21	31									107
CAYMAN		4	2	2	5									13
MACAN		18	20	26	25									89
PANAMERA		1	1	0	1									3

EMPLACAMENTO DAS ASSOCIADAS ABEIFA - 2016

VEÍCULOS IMPORTADOS

MARCA/MODELO		jan	fev	mar	abr	mai	jun	jul	ago	set	out	nov	dez	Total
 ROLLS ROYCE	Total	0	0	0	0	0	0	0	0	0	0	0	0	0
	Share	0,00%	0,00%	0,00%	0,00%									0,00%
GHOST		0	0	0	0									0
DROPHEAD		0	0	0	0									0
WRAITH		0	0	0	0									0
PHANTOM		0	0	0	0									0
 SUZUKI	Total	174	139	175	154	0	0	0	0	0	0	0	0	642
	Share	4,74%	4,84%	5,28%	5,39%									5,05%
GRAN VITARA		103	69	56	54									282
SWIFT		20	10	7	7									44
SX4		51	60	112	93									316
 VOLVO	Total	319	215	268	254	0	0	0	0	0	0	0	0	1.056
	Share	8,69%	7,49%	8,08%	8,89%									8,30%
S60		19	16	28	20									83
V40		56	21	42	36									155
V60		17	6	12	5									40
XC60		193	150	165	175									683
XC90		34	22	21	18									95
OUTROS	Total	13	12	11	0									36
TOTAL IMPORTADOS ...		3.672	2.871	3.317	2.856	0	0	0	0	0	0	0	0	12.716