











## EMPLACAMENTO DAS ASSOCIADAS ABEIFA - 2016

### VEÍCULOS IMPORTADOS






MARCA/MODELO		jan	fev	mar	abr	mai	jun	jul	ago	set	out	nov	dez	Total
 <b>ASTON MARTIN</b>	Total	0	0	0	1	0	0	0	0	0	0	0	0	1
	Share	0,00%	0,00%	0,00%	0,04%	0,00%	0,00%	0,00%	0,00%	0,00%				0,00%
	DB9	0	0	0	0	0	0	0	0					0
	VANTAGE	0	0	0	1	0	0	0	0					1
	RAPIDE	0	0	0	0	0	0	0	0					0
VIRAGE	0	0	0	0	0	0	0	0					0	
 <b>BMW</b>	Total	390	307	341	236	185	199	260	285	0	0	0	0	2.203
	Share	10,62%	10,69%	10,28%	8,26%	6,86%	7,14%	7,79%	9,71%					9,00%
	SÉRIE 1	0	0	0	1	0	0	0	0					1
	SÉRIE 2	9	12	18	8	12	31	28	24					142
	SÉRIE 3	19	9	30	27	18	32	27	41					203
	SÉRIE 4	12	3	6	15	14	13	15	8					86
	SÉRIE 5	13	17	12	8	9	15	10	17					101
	SÉRIE 6	0	2	1	3	2	0	0	0					8
	SÉRIE 7	3	1	1	1	2	0	3	7					18
	I3	10	6	10	7	8	9	11	7					68
	I8	0	0	0	0	0	0	2	1					3
	X1	91	63	59	47	14	3	1	3					281
	X3	5	3	4	0	2	0	1	1					16
	X4	58	67	64	36	43	40	61	56					425
	X5	58	48	51	27	14	16	40	59					313
	X6	55	43	65	29	22	14	22	24					274
	M135I	9	3	4	3	6	7	5	5					42
	M2	0	0	0	0	4	0	5	4					13
	M235I	8	5	3	3	3	2	2	3					29
	M3 SEDAN	15	16	10	11	5	8	7	12					84
M4	3	1	1	1	0	4	4	3					17	
M5	2	2	0	2	0	0	2	3					11	
M6	11	1	1	4	0	2	3	4					26	
Z3	0	0	0	0	0	0	0	0					0	
Z4	9	5	1	3	7	3	11	3					42	
 <b>BYD</b>	Total	0	1	0	1	0	2	1	3	0	0	0	0	8
	Share	0,00%	0,03%	0,00%	0,04%	0,00%	0,07%	0,03%	0,10%					0,03%
	E6	0	1	0	1	0	0	1	3					6
T3	0	0	0	0	0	0	2	0					2	
 <b>CHERY</b>	Total	86	78	74	131	95	55	58	59	0	0	0	0	636
	Share	2,34%	2,72%	2,23%	4,59%	3,52%	1,97%	1,74%	2,01%					2,60%
	CELER	10	12	5	3	1	1	0	2					34
	CELER SEDAN	3	5	5	7	1	0	1	0					22
	CIELO HATCH	0	0	0	0	0	1	1	0					2
	CIELO SEDAN	0	1	0	0	0	0	0	0					1
	FACE	0	1	0	0	0	0	0	0					1
	QQ	50	34	44	90	51	23	14	16					322
	S-18	0	1	0	0	0	0	1	0					2
	TIGGO	23	24	20	31	42	30	40	41					251
	OUTROS	0	0	0	0	0	0	1	0					1
 <b>FERRARI</b>	Total	2	0	1	3	0	1	0	3	0	0	0	0	10
	Share	0,05%	0,00%	0,03%	0,11%	0,00%	0,04%	0,00%	0,10%					0,04%
	308 GTS	0	0	0	0	0	0	0	0					0
	458	1	0	0	1	0	0	0	1					3
	488 GTB	0	0	1	0	0	1	0	1					3
	CALIFORNIA	1	0	0	1	0	0	0	1					3
	FF	0	0	0	1	0	0	0	0					1
F12 BERLINETTA	0	0	0	0	0	0	0	0					0	

**EMPLACAMENTO DAS ASSOCIADAS ABEIFA - 2016**  
**VEÍCULOS IMPORTADOS**




MARCA/MODELO		jan	fev	mar	abr	mai	jun	jul	ago	set	out	nov	dez	Total
 <b>GEELY</b>	<b>Total</b>	73	26	82	18	19	18	15	23	0	0	0	0	274
	<b>Share</b>	1,99%	0,91%	2,47%	0,63%	0,70%	0,65%	0,45%	0,78%					1,12%
EC-7		19	13	48	6	9	7	5	10					117
GC2		54	13	34	12	10	11	10	13					157
GX2		0	0	0	0	0	0	0	0					0
 <b>JAC MOTORS</b>	<b>Total</b>	285	186	246	280	208	198	212	219	0	0	0	0	1.834
	<b>Share</b>	7,76%	6,48%	7,42%	9,80%	7,72%	7,10%	6,35%	7,46%					7,49%
A13 HACTH		0	0	0	0	0	0	0	0					0
J2		28	27	21	16	12	7	24	35					170
J3		52	33	36	26	23	27	27	18					242
J3 TURIN		88	45	34	37	46	20	31	34					335
J5		21	9	14	7	2	5	6	10					74
J6 2.0 5S		0	0	0	0	0	0	0	0					0
J6 2.0 7S		5	6	3	3	2	3	2	2					26
S3		0	0	0	0	0	0	0	0					0
S5		0	0	0	0	0	0	0	0					0
T 140		0	1	0	1	0	0	0	1					3
T 5		0	0	60	152	100	114	94	76					596
T 6		74	47	57	33	17	18	23	41					310
T 8		17	18	21	5	6	4	5	2					78
 <b>JAGUAR</b>	<b>Total</b>	51	49	83	40	60	49	64	54	0	0	0	0	450
	<b>Share</b>	1,39%	1,71%	2,50%	1,40%	2,23%	1,76%	1,92%	1,84%					1,84%
F-TYPE		3	0	3	0	0	1	4	2					13
F-PACE		0	0	0	0	0	2	13	0					15
XE		37	42	60	34	49	33	38	37					330
XE S		0	3	0	2	2	0	1	1					9
XF		11	4	17	4	9	11	5	11					72
XFR		0	0	0	0	0	1	3	2					6
XJ		0	0	3	0	0	1	0	1					5
XK		0	0	0	0	0	0	0	0					0
 <b>KIA MOTORS</b>	<b>Total</b>	1.032	840	790	759	767	807	1.276	854	0	0	0	0	7.125
	<b>Share</b>	28,10%	29,26%	23,82%	26,58%	28,45%	28,95%	38,24%	29,09%					29,11%
BONGO		88	97	119	117	100	86	120	107					834
CADENZA		3	1	5	6	2	1	1	1					20
CARENS		0	0	0	0	0	0	0	0					0
CARNIVAL		5	4	6	11	9	7	10	7					59
CERATO		104	134	135	134	142	161	156	198					1.164
MOHAVE		2	3	2	5	3	2	4	7					28
OPTIMA		12	6	10	7	5	6	5	4					55
PICANTO		340	233	141	141	127	95	147	133					1.357
QUORIS		0	1	1	0	0	0	3	0					5
SEDONA		0	0	0	0	0	1	0	0					1
SORENTO		60	36	39	44	43	56	146	107					531
SOUL		37	47	26	32	25	37	19	32					255
SPORTAGE		381	278	306	262	311	355	665	258					2.816
 <b>LAMBORGHINI</b>	<b>Total</b>	0	0	0	0	1	1	0	0	0	0	0	0	2
	<b>Share</b>	0,00%	0,00%	0,00%	0,00%	0,04%	0,04%	0,00%	0,00%					0,01%
GALLARDO		0	0	0	0	0	0	0	0					0
HURACAN		0	0	0	0	1	0	0	0					1
AVENTADOR		0	0	0	0	0	1	0	0					1

## EMPLACAMENTO DAS ASSOCIADAS ABEIFA - 2016

### VEÍCULOS IMPORTADOS

MARCA/MODELO		jan	fev	mar	abr	mai	jun	jul	ago	set	out	nov	dez	Total
 <b>LAND ROVER</b>	<b>Total</b>	735	552	673	553	550	527	536	526	0	0	0	0	4.652
	<b>Share</b>	<b>20,02%</b>	<b>19,23%</b>	<b>20,29%</b>	<b>19,36%</b>	<b>20,40%</b>	<b>18,90%</b>	<b>16,06%</b>	<b>17,92%</b>					<b>19,01%</b>
DEFENDER		0	1	0	0	0	0	2	0					3
DISCOVERY 4		78	38	58	57	51	35	51	32					400
DISCOVERY SPORT		392	314	349	258	245	266	260	284					2.368
EVOQUE		199	146	179	170	192	165	135	144					1.330
FREELANDER		0	0	0	0	0	0	0	0					0
RANGE ROVER		5	4	13	7	3	1	7	7					47
RANGE ROVER SPORT		61	49	74	61	59	60	81	59					504
 <b>LIFAN</b>	<b>Total</b>	354	290	407	262	233	296	260	220	0	0	0	0	2.322
	<b>Share</b>	<b>9,64%</b>	<b>10,10%</b>	<b>12,27%</b>	<b>9,17%</b>	<b>8,64%</b>	<b>10,62%</b>	<b>7,79%</b>	<b>7,49%</b>					<b>9,49%</b>
FOISON		57	57	67	55	45	41	42	41					405
LF 320		0	0	1	1	0	0	0	0					2
LF 530		65	40	97	74	58	78	66	45					523
LF 620		0	0	1	0	0	0	0	0					1
X50		0	0	0	0	0	0	0	0					0
X60		232	193	241	132	130	177	152	134					1.391
 <b>MASERATI</b>	<b>Total</b>	3	2	0	0	1	1	0	2	0	0	0	0	9
	<b>Share</b>	<b>0,08%</b>	<b>0,07%</b>	<b>0,00%</b>	<b>0,00%</b>	<b>0,04%</b>	<b>0,04%</b>	<b>0,00%</b>	<b>0,07%</b>					<b>0,04%</b>
GRANTURISMO		1	0	0	0	0	1	0	0					2
QUATTROPORTE		2	0	0	0	0	0	0	0					2
GRANCABRIO		0	0	0	0	1	0	0	0					1
GHIBLI S Q4		0	2	0	0	0	0	0	2					4
 <b>MINI</b>	<b>Total</b>	94	118	113	98	68	72	80	90	0	0	0	0	733
	<b>Share</b>	<b>2,56%</b>	<b>4,11%</b>	<b>3,41%</b>	<b>3,43%</b>	<b>2,52%</b>	<b>2,58%</b>	<b>2,40%</b>	<b>3,07%</b>					<b>3,00%</b>
ONE		1	0	0	0	0	0	0	0					1
COOPER		7	9	1	7	12	4	3	5					48
COOPER 5P		5	6	6	6	4	3	9	8					47
COOPER S		38	45	28	19	18	18	28	25					219
COOPER S 5P		19	26	34	26	12	17	21	19					174
COOPER S PACEMAN		0	0	0	0	0	0	0	0					0
COOPER CLUBMAN S		2	2	5	2	9	11	7	9					47
COOPER S CABRIO		1	2	1	1	0	0	0	12					17
COOPER COUNTRYMAN		16	19	30	27	4	2	1	0					99
COOPER JCW		0	0	0	0	0	0	0	0					0
COOPER JCW ROADSTER		0	0	0	0	0	0	0	0					0
COOPER JCW CABRIO		0	0	0	0	0	0	0	0					0
COOPER JCW COUNTRYMAN		0	1	2	6	5	6	2	1					23
COOPER JCW PACEMAN		3	0	0	0	0	1	0	0					4
COOPER HATCH JCW 3P		2	8	6	4	4	10	9	11					54
COOPER S ROADSTER		0	0	0	0	0	0	0	0					0
COOPER RED BULL		0	0	0	0	0	0	0	0					0
 <b>PORSCHE</b>	<b>Total</b>	61	56	53	66	71	89	101	124	0	0	0	0	621
	<b>Share</b>	<b>1,66%</b>	<b>1,95%</b>	<b>1,60%</b>	<b>2,31%</b>	<b>2,63%</b>	<b>3,19%</b>	<b>3,03%</b>	<b>4,22%</b>					<b>2,54%</b>
911		7	1	4	2	8	11	21	24					78
911 TURBO		1	0	0	2	0	0	2	7					12
BOXSTER		3	4	0	0	9	5	3	16					40
CAYENNE		27	28	21	31	30	47	39	26					249
CAYMAN		4	2	2	5	5	2	2	7					29
MACAN		18	20	26	25	15	24	34	44					206
PANAMERA		1	1	0	1	4	0	0	0					7

**EMPLACAMENTO DAS ASSOCIADAS ABEIFA - 2016**  
**VEÍCULOS IMPORTADOS**

MARCA/MODELO		jan	fev	mar	abr	mai	jun	jul	ago	set	out	nov	dez	Total
 <b>ROLLS ROYCE</b>	<b>Total</b>	0	0	0	0	0	0	0	1	0	0	0	0	1
	<b>Share</b>	0,00%	0,00%	0,00%	0,00%	0,00%	0,00%	0,00%	0,03%					0,00%
GHOST		0	0	0	0	0	0	0	0					0
DROPHEAD		0	0	0	0	0	0	0	0					0
WRAITH		0	0	0	0	0	0	0	1					1
PHANTOM		0	0	0	0	0	0	0	0					0
 <b>SUZUKI</b>	<b>Total</b>	174	139	175	154	161	163	169	164	0	0	0	0	1.299
	<b>Share</b>	4,74%	4,84%	5,28%	5,39%	5,97%	5,85%	5,06%	5,59%					5,31%
GRAN VITARA		103	69	56	54	61	66	75	70					554
SWIFT		20	10	7	7	7	12	10	3					76
SX4		51	60	112	93	93	85	84	91					669
 <b>VOLVO</b>	<b>Total</b>	319	215	268	254	277	310	305	309	0	0	0	0	2.257
	<b>Share</b>	8,69%	7,49%	8,08%	8,89%	10,27%	11,12%	9,14%	10,52%					9,22%
S60		19	16	28	20	18	16	26	18					161
V40		56	21	42	36	49	65	51	39					359
V60		17	6	12	5	14	15	8	11					88
XC60		193	150	165	175	165	181	171	178					1.378
XC90		34	22	21	18	31	33	49	63					271
<b>OUTROS</b>	<b>Total</b>	13	12	11	0	0	0	0	0					36
<b>TOTAL IMPORTADOS ...</b>		<b>3.672</b>	<b>2.871</b>	<b>3.317</b>	<b>2.856</b>	<b>2.696</b>	<b>2.788</b>	<b>3.337</b>	<b>2.936</b>	<b>0</b>	<b>0</b>	<b>0</b>	<b>0</b>	<b>24.473</b>