










EMPLACAMENTO DAS ASSOCIADAS ABEIFA - 2017
VEÍCULOS IMPORTADOS






MARCA/MODELO		jan	fev	mar	abr	mai	jun	jul	ago	set	out	nov	dez	Total
 BMW	Total	128	130	152	143	171	210	226	213	0	0	0	0	1.373
	Share	6,58%	7,71%	6,20%	7,00%	6,68%	8,07%	8,33%	7,55%					7,29%
SÉRIE 1		0	0	0	0	0	1	0	0					1
SÉRIE 2		11	13	7	5	1	2	20	32					91
SÉRIE 3		13	29	25	24	16	5	3	4					119
SÉRIE 4		17	13	33	24	33	49	34	12					215
SÉRIE 5		1	2	6	22	25	47	35	59					197
SÉRIE 6		0	0	0	0	0	1	0	0					1
SÉRIE 7		3	2	2	2	2	5	5	3					24
I3		7	1	4	4	3	4	1	2					26
I8		2	0	0	0	1	0	0	0					3
X1		0	2	0	0	2	2	0	0					6
X3		0	1	2	1	0	2	0	0					6
X4		12	7	12	13	3	0	0	2					49
X5		6	3	8	10	24	43	62	47					203
X6		33	25	31	25	25	21	29	31					220
M135I		1	0	1	0	0	0	0	0					2
M140I		3	5	3	1	10	9	7	4					42
M2		5	8	2	2	5	2	5	4					33
M235I		0	0	0	0	0	0	0	0					0
M240I		4	7	6	1	5	5	9	1					38
M3 SEDAN		3	7	5	6	12	6	11	9					59
M4		4	0	1	0	1	1	1	2					10
M5		0	0	0	0	0	0	0	0					0
M6		1	2	2	3	1	4	3	1					17
Z3		0	0	0	0	0	0	1	0					1
Z4		2	3	2	0	2	1	0	0					10
 BYD	Total	2	2	6	4	1	1	1	4	0	0	0	0	21
	Share	0,10%	0,12%	0,24%	0,20%	0,04%	0,04%	0,04%	0,14%					0,11%
E6		2	1	1	1	0	0	0	4					9
T3		0	1	5	3	1	1	1	0					12
 CHERY	Total	14	6	2	2	1	2	0	2	0	0	0	0	29
	Share	0,72%	0,36%	0,08%	0,10%	0,04%	0,08%	0,00%	0,07%					0,15%
CELER		0	0	0	0	0	0	0	0					0
CELER SEDAN		1	0	0	0	0	0	0	0					1
CIELO HATCH		0	0	0	0	0	0	0	0					0
CIELO SEDAN		0	0	0	0	0	0	0	0					0
FACE		0	0	0	1	0	0	0	0					1
QQ		1	1	0	0	0	0	0	2					4
S-18		0	0	0	0	0	0	0	0					0
TIGGO		12	5	2	1	1	2	0	0					23
OUTROS		0	0	0	0	0	0	0	0					0
 FERRARI	Total	1	3	0	0	4	3	1	4	0	0	0	0	16
	Share	0,05%	0,18%	0,00%	0,00%	0,16%	0,12%	0,04%	0,14%					0,09%
458		0	1	0	0	1	2	0	0					4
488 GTB		0	0	0	0	1	0	1	0					2
488 SPIDER		1	1	0	0	1	1	0	1					5
CALIFORNIA		0	0	0	0	1	0	0	3					4
F12 TDF		0	0	0	0	0	0	0	0					0
FF		0	0	0	0	0	0	0	0					0
F12 BERLINETTA		0	1	0	0	0	0	0	0					1

EMPLACAMENTO DAS ASSOCIADAS ABEIFA - 2017
VEÍCULOS IMPORTADOS




MARCA/MODELO		jan	fev	mar	abr	mai	jun	jul	ago	set	out	nov	dez	Total
 GEELY	Total	24	11	6	9	6	11	3	0	0	0	0	0	70
	Share	1,23%	0,65%	0,24%	0,44%	0,23%	0,42%	0,11%	0,00%					0,37%
EC-7		16	4	2	5	2	8	3	0					40
GC2		8	7	4	4	4	3	0	0					30
GX2		0	0	0	0	0	0	0	0					0
 JAC MOTORS	Total	290	217	293	309	298	247	307	258	0	0	0	0	2.219
	Share	14,91%	12,87%	11,94%	15,12%	11,65%	9,49%	11,32%	9,15%					11,79%
A13 HACTH		0	0	0	0	0	0	0	0					0
J2		1	1	0	0	0	0	1	0					3
J3		34	16	11	3	9	6	3	1					83
J3 TURIN		26	33	51	38	28	8	3	1					188
J5		9	6	4	11	17	17	9	13					86
J6 2.0 5S		0	0	0	0	0	0	0	0					0
J6 2.0 7S		13	4	5	2	1	2	1	0					28
S5		0	1	0	0	0	0	1	0					2
T 140		0	0	0	0	0	1	0	0					1
T 40		0	0	0	0	0	0	30	0					30
T 5		185	142	203	243	230	191	250	238					1.682
T 6		17	12	16	10	9	18	7	3					92
T 8		5	2	3	2	4	4	2	2					24
 JAGUAR	Total	72	103	123	98	167	109	99	112	0	0	0	0	883
	Share	3,70%	6,11%	5,01%	4,79%	6,53%	4,19%	3,65%	3,97%					4,69%
F-TYPE		2	1	3	1	3	3	1	3					17
F-PACE		37	47	69	64	114	60	68	70					529
XE		10	9	9	4	3	15	7	11					68
XE S		20	36	33	22	38	22	19	15					205
XF		1	8	4	4	3	5	3	6					34
XFR		2	2	4	2	6	3	1	7					27
XJ		0	0	1	1	0	1	0	0					3
XK		0	0	0	0	0	0	0	0					0
 KIA MOTORS	Total	582	454	827	608	701	765	777	847	0	0	0	0	5.561
	Share	29,92%	26,93%	33,71%	29,75%	27,40%	29,39%	28,65%	30,02%					29,55%
BONGO		126	101	128	85	90	148	159	166					1.003
CADENZA		0	1	0	1	0	1	1	0					4
CARENS		0	0	0	0	0	0	0	0					0
CARNIVAL		9	11	13	9	6	14	15	16					93
CERATO		107	102	131	109	116	151	147	196					1.059
MOHAVE		1	1	2	2	4	0	1	0					11
OPTIMA		1	1	1	0	0	0	0	0					3
PICANTO		92	92	118	165	69	73	45	38					692
QUORIS		0	2	0	1	0	1	0	0					4
SEDONA		0	0	0	0	0	0	0	0					0
SORENTO		30	28	33	17	35	28	32	18					221
SOUL		36	34	50	24	23	31	39	27					264
SPORTAGE		180	81	351	195	358	318	338	386					2.207
 LAMBORGHINI	Total	1	1	0	2	0	2	0	0	0	0	0	0	6
	Share	0,05%	0,06%	0,00%	0,10%	0,00%	0,08%	0,00%	0,00%					0,03%
GALLARDO		0	0	0	0	0	0	0	0					0
HURACAN		1	1	0	2	0	2	0	0					6
AVENTADOR		0	0	0	0	0	0	0	0					0

EMPLACAMENTO DAS ASSOCIADAS ABEIFA - 2017

VEÍCULOS IMPORTADOS

MARCA/MODELO		jan	fev	mar	abr	mai	jun	jul	ago	set	out	nov	dez	Total
	LAND ROVER	Total	116	79	122	99	126	136	238	148	0	0	0	1.064
		Share	5,96%	4,69%	4,97%	4,84%	4,93%	5,22%	8,78%	5,25%				
	DEFENDER	5	0	0	1	1	0	0	0					7
	DISCOVERY 4	12	12	27	15	31	52	129	61					339
	DISCOVERY SPORT	27	21	20	14	6	2	2	1					93
	EVOQUE	44	23	15	17	29	17	9	5					159
	FREELANDER	0	0	0	0	0	0	0	0					0
	RANGE ROVER	4	3	4	2	3	4	9	3					32
	RANGE ROVER SPORT	24	20	56	50	56	61	89	78					434
	LIFAN	Total	161	153	239	162	247	287	283	383	0	0	0	1.915
		Share	8,28%	9,07%	9,74%	7,93%	9,66%	11,03%	10,44%	13,58%				
	FOISON	29	25	39	21	38	40	25	38					255
	LF 320	0	0	0	0	0	0	0	0					0
	LF 530	58	52	77	57	73	72	43	67					499
	LF 620	0	0	0	0	7	0	0	0					7
	X50	0	0	0	0	0	0	0	1					1
	X60	74	76	123	84	129	175	215	276					1.152
	X80	0	0	0	0	0	0	0	1					1
	MASERATI	Total	3	6	6	7	5	5	1	2	0	0	0	35
		Share	0,15%	0,36%	0,24%	0,34%	0,20%	0,19%	0,04%	0,07%				
	GRANTURISMO	0	0	0	1	0	0	0	0					1
	LEVANTE	3	3	6	6	5	5	1	2					31
	QUATTROPORTE	0	0	0	0	0	0	0	0					0
	GRANCABRIO	0	0	0	0	0	0	0	0					0
	GHIBLI	0	3	0	0	0	0	0	0					3
	MINI	Total	111	103	104	78	149	139	144	157	0	0	0	985
		Share	5,71%	6,11%	4,24%	3,82%	5,82%	5,34%	5,31%	5,57%				
	ONE	0	0	0	0	0	0	0	0	0				0
	COOPER	11	6	6	0	4	6	3	8					44
	COOPER 5P	1	1	1	1	1	0	2	5					12
	COOPER S	41	33	40	39	42	35	45	42					317
	COOPER S 5P	27	19	28	16	33	26	22	27					198
	COOPER S PACEMAN	0	0	0	0	0	0	0	0					0
	COOPER CLUBMAN S	6	11	10	8	15	16	6	8					80
	COOPER S CABRIO	14	18	14	3	7	4	13	7					80
	COOPER S COUNTRYMAN	0	0	0	6	39	42	38	47					172
	COOPER JCW	0	0	0	0	0	0	0	0					0
	COOPER JCW ROADSTER	0	0	0	0	0	0	0	0					0
	COOPER JCW CABRIO	0	0	0	0	0	0	0	0					0
	COOPER JCW COUNTRYMAN	0	0	0	0	0	0	0	0					0
	COOPER JCW PACEMAN	0	0	0	0	0	0	0	0					0
	COOPER HATCH JCW 3P	11	15	5	5	8	10	15	13					82
	COOPER S ROADSTER	0	0	0	0	0	0	0	0					0
	COOPER RED BULL	0	0	0	0	0	0	0	0					0
	PORSCHE	Total	69	64	114	63	123	120	99	104	0	0	0	756
		Share	3,55%	3,80%	4,65%	3,08%	4,81%	4,61%	3,65%	3,69%				
	911	10	13	11	12	14	24	11	23					118
	911 TURBO	3	3	3	1	1	2	5	1					19
	BOXSTER	5	0	2	1	14	11	13	13					59
	CAYENNE	22	16	31	17	38	32	30	29					215
	CAYMAN	4	8	10	1	3	0	5	0					31
	MACAN	24	20	50	31	40	46	33	34					278
	PANAMERA	1	4	7	0	13	5	2	4					36

EMPLACAMENTO DAS ASSOCIADAS ABEIFA - 2017
VEÍCULOS IMPORTADOS

MARCA/MODELO		jan	fev	mar	abr	mai	jun	jul	ago	set	out	nov	dez	Total
 ROLLS ROYCE	Total	0	0	1	0	0	0	0	1	0	0	0	0	2
	Share	0,00%	0,00%	0,04%	0,00%	0,00%	0,00%	0,00%	0,04%					0,01%
GHOST		0	0	0	0	0	0	0	0					0
DROPHEAD		0	0	0	0	0	0	0	0					0
WRAITH		0	0	0	0	0	0	0	0					0
PHANTOM		0	0	1	0	0	0	0	0					1
DAWN		0	0	0	0	0	0	0	1					1
 SUZUKI	Total	132	153	199	201	258	274	249	234	0	0	0	0	1.700
	Share	6,79%	9,07%	8,11%	9,83%	10,09%	10,53%	9,18%	8,29%					9,03%
GRAN VITARA		3	3	2	2	1	0	0	0					11
SWIFT		4	5	2	4	4	1	2	0					22
SCROSS		66	52	63	53	69	57	52	64					476
VITARA		59	93	132	142	184	216	195	170					1.191
 VOLVO	Total	239	201	259	259	301	292	284	352	0	0	0	0	2.187
	Share	12,29%	11,92%	10,56%	12,67%	11,77%	11,22%	10,47%	12,48%					11,62%
240		0	0	0	0	0	0	1	0					1
S60		13	9	10	10	7	23	13	19					104
V40		16	28	40	27	52	23	32	33					251
V60		3	2	11	9	5	3	5	7					45
XC60		159	130	164	191	201	212	212	242					1.511
XC90		48	32	34	22	36	31	21	51					275
OUTROS	Total	0	0	0	0	0	0	0	0					0
TOTAL IMPORTADOS ...		1.945	1.686	2.453	2.044	2.558	2.603	2.712	2.821	0	0	0	0	18.822