














MARCA/MODELO		jan	fev	mar	abr	mai	jun	jul	ago	set	out	nov	dez	Total
 BMW	Total	161	153	226	260	302	242	207	291	0	0	0	0	1.842
	Share	6,64%	5,94%	6,54%	8,03%	9,33%	8,03%	6,68%	7,66%					7,41%
SÉRIE 1								1	40					41
SÉRIE 2		31	21	33	42	61	32	34	12					266
SÉRIE 3			1	1	1			1						4
SÉRIE 4		9	10	4	8	16	11	13	14					85
SÉRIE 5		26	19	28	30	34	40	17	26					220
SÉRIE 6														0
SÉRIE 7		2	2		1	1	1		7					14
I3							1		4					5
I8		8	2	2				1						13
X1		2												2
X2					46	87	46	51	84					314
X3			19	68	25	9	5	5	2					133
X4		18	18	16	9	5	4	1	4					75
X5		30	31	32	59	50	65	43	38					348
X6		19	18	23	15	15	19	18	29					156
M135i														0
M140i		2	2	3	3	1	1	4	2					18
M2		4	4	5	3	5	3	4						28
M235i														0
M240i		3	1	7	8	9	8	4	1					41
M3 SEDAN		6	4	4	6	4	3		6					33
M4					1	3	1							5
M5							2	9	21					32
M6		1	1		3	2		1	1					9
Z3														0
Z4														0
 BYD	Total	1	0	4	0	1	16	23	1	0	0	0	0	46
	Share	0,04%	0,00%	0,12%	0,00%	0,03%	0,53%	0,74%	0,03%					0,19%
E5				4			15	18						37
E6						1	1	4						6
T3		1						1	1					3
 CAO A CHERY	Total	0	0	0	1	1	0	0	4	0	0	0	0	6
	Share	0,00%	0,00%	0,00%	0,03%	0,03%	0,00%	0,00%	0,11%					0,02%
CELER														0
CELER SEDAN														0
CIELO HATCH														0
CIELO SEDAN									2					2
FACE														0
QQ														0
S-18														0
TIGGO					1	1			2					4
OUTROS														0
 FERRARI	Total	1	3	1	2	3	6	1	3	0	0	0	0	20
	Share	0,04%	0,12%	0,03%	0,06%	0,09%	0,20%	0,03%	0,08%					0,08%
458			1											1
488 GTB						1	1	1	1					4
488 SPIDER			2	1		2	3							8
488 PISTA														0
812					2		2		1					5
GTC4 LUSO		1							1					2
GTC4 LUSO T														0
PORTOFINO														0

**EMPLACAMENTO DAS ASSOCIADAS ABEIFA - 2018**  
**VEÍCULOS IMPORTADOS**




MARCA/MODELO		jan	fev	mar	abr	mai	jun	jul	ago	set	out	nov	dez	Total	
	<b>JAC MOTORS</b>	<b>Total</b>	283	341	436	370	384	388	300	363	0	0	0	0	2.865
		<b>Share</b>	11,67%	13,23%	12,61%	11,43%	11,86%	12,88%	9,67%	9,55%					11,53%
	A13 HACTH														0
	J2														0
	J3						1								1
	J3 TURIN		1					1							2
	J5	1													1
	J6 2.0 5S														0
	J6 2.0 JETFLEX 7S							1	2						3
	S5														0
	S7	1													1
	T 140							1							1
	T 40	174	254	290	236	259	288	230	302						2.033
	T 5	91	66	104	94	90	69	33	23						570
	T 6	12	10	26	19	8	9	11	27						122
	T 8			3	2	3	6	4	1						19
	V260	4	10	13	19	24	15	19	8						112
	<b>JAGUAR</b>	<b>Total</b>	102	84	89	91	65	155	234	264	0	0	0	0	1.084
		<b>Share</b>	4,20%	3,26%	2,57%	2,81%	2,01%	5,14%	7,55%	6,95%					4,36%
	F-TYPE	1			2		2	3	7						15
	E-PACE						67	158	192						417
	F-PACE	62	55	63	72	44	47	36	40						419
	XE	3	1		2		2	7	3						18
	XE S	30	24	24	9	16	34	13	17						167
	XF	1	1	1	4	1		5							13
	XFR	5	1	1	2	4	3	9	2						27
	XJ		2					3	3						8
	XK														0
	<b>KIA MOTORS</b>	<b>Total</b>	618	983	1.416	1.098	1.122	858	804	1.064	0	0	0	0	7.963
		<b>Share</b>	25,47%	38,15%	40,96%	33,92%	34,65%	28,48%	25,93%	27,99%					32,04%
	BONGO	110	156	154	158	179		166	191	260					1.374
	CADENZA	1													1
	CARENS														0
	CARNIVAL	15	26	28	21	29	29	11	26						185
	CERATO	139	214	540	310	266	124	106	129						1.828
	MOHAVE	1													1
	OPTIMA														0
	PICANTO	13	69	28	5										115
	QUORIS														0
	SEDONA														0
	SORENTO	27	40	34	48	76	50	59	73						407
	SOUL	1			31	8	1	4	20						65
	SPORTAGE	310	478	632	525	564	488	433	556						3.986
	STINGER	1													1
	<b>LAMBORGHINI</b>	<b>Total</b>	1	0	1	1	1	1	2	4	0	0	0	0	11
		<b>Share</b>	0,04%	0,00%	0,03%	0,03%	0,03%	0,03%	0,06%	0,11%					0,04%
	HURACAN			1	1	1	1	1	2						7
	AVENTADOR	1						1	2						4
	URUS								2						0

## EMPLACAMENTO DAS ASSOCIADAS ABEIFA - 2018

### VEÍCULOS IMPORTADOS

MARCA/MODELO		jan	fev	mar	abr	mai	jun	jul	ago	set	out	nov	dez	Total
 LAND ROVER	Total	178	111	100	210	215	223	237	259	0	0	0	0	1.533
	Share	7,34%	4,31%	2,89%	6,49%	6,64%	7,40%	7,64%	6,81%					6,17%
DEFENDER														0
DISCOVERY 4		62	25	18	106	105	108	76	80					580
DISCOVERY SPORT				1										1
EVOQUE		5	2	2	2	1	2	2	3					19
FREELANDER						1								1
RANGE ROVER			9	8	11	5	6	3	12					54
RANGE ROVER SPORT		25	8	9	9	39	60	90	87					327
VELAR		86	67	62	82	64	47	66	77					551
 LIFAN	Total	288	192	239	240	247	146	167	193	0	0	0	0	1.712
	Share	11,87%	7,45%	6,91%	7,41%	7,63%	4,85%	5,39%	5,08%					6,89%
FOISON		25	18	11	7	6	4	1	2					74
LF 320														0
LF 530		45	34	55	51	58	32	23	18					316
LF 620														0
X50														0
X60		216	139	173	181	168	108	105	129					1.219
X70		2	1		1									4
X80						15	2	38	44					99
 MASERATI	Total	2	1	6	3	4	3	6	2	0	0	0	0	27
	Share	0,08%	0,04%	0,17%	0,09%	0,12%	0,10%	0,19%	0,05%					0,11%
GRANTURISMO														0
LEVANTE		1		3	3	3	3	6	1					20
QUATTROPORTE			1	1					1					3
GRANCABRIO				1										1
GHIBLI		1		1		1								3
 MINI	Total	143	127	141	107	103	107	133	191	0	0	0	0	1.052
	Share	5,89%	4,93%	4,08%	3,31%	3,18%	3,55%	4,29%	5,02%					4,23%
ONE							1							1
COOPER		18	13	16	13	18	17	17	33					145
COOPER 5P		8	11	9	3	9	6	14	27					87
COOPER S		25	20	27	17	13	15	30	35					182
COOPER S 5P		15	18	23	14	10	6	17	14					117
COOPER S PACEMAN														0
COOPER S CLUBMAN		2	3	3	5		1	2	2					18
COOPER S CABRIO		14	13	15	7	1	3	2						55
COOPER S COUNTRYMAN		42	36	42	42	46	53	40	62					363
COOPER JCW ROADSTER														0
COOPER JCW CABRIO														0
COOPER JCW COUNTRYMAN		8	6	4	2	5	3	4	5					37
COOPER JCW PACEMAN														0
COOPER HATCH JCW 3P		11	7	2	4	1	2	7	13					47
COOPER S ROADSTER														0
COOPER RED BULL														0
 PORSCHE	Total	101	102	128	121	100	127	112	121	0	0	0	0	912
	Share	4,16%	3,96%	3,70%	3,74%	3,09%	4,22%	3,61%	3,18%					3,67%
911		13	15	14	6	13	16	10	8					95
911 TURBO		1	4	3	2	4	4	2	1					21
BOXSTER		10	7	14	9	9	15	15	8					87
CAYENNE		20	24	34	35	12	7	11	66					209
CAYMAN		10	7	10	15	6	12	11	9					80
MACAN		30	35	39	33	46	61	54	26					324
PANAMERA		17	10	14	21	10	12	9	3					96

**EMPLACAMENTO DAS ASSOCIADAS ABEIFA - 2018**  
**VEÍCULOS IMPORTADOS**

MARCA/MODELO		jan	fev	mar	abr	mai	jun	jul	ago	set	out	nov	dez	Total
 ROLLS ROYCE	Total	0	0	0	0	0	0	1	0	0	0	0	0	1
	Share	0,00%	0,00%	0,00%	0,00%	0,00%	0,00%	0,03%	0,00%					0,00%
GHOST														0
WRAITH														0
PHANTOM														0
DAWN								1						1
CULLINAN														0
 SUZUKI	Total	181	200	221	197	190	204	268	264	0	0	0	0	1.725
	Share	7,46%	7,76%	6,39%	6,09%	5,87%	6,77%	8,64%	6,95%					6,94%
GRAN VITARA														0
SWIFT														0
SCROSS		39	33	57	53	57	39	59	60					397
VITARA		142	167	164	144	133	165	209	204					1.328
 VOLVO	Total	366	280	449	536	500	537	606	777	0	0	0	0	4.051
	Share	15,09%	10,87%	12,99%	16,56%	15,44%	17,82%	19,54%	20,44%					16,30%
240														0
S60		15	8	17	11	6	5		1					63
S90								1						1
V40		67	33	47	50	42	43	24	34					340
V60		3	1	7	9	8	7	8	5					48
XC40				62	133	121	137	335	474					1.262
XC60		200	190	236	269	249	263	160	192					1.759
XC90		81	48	80	64	74	82	78	71					578
OUTROS	Total	0	0	0	0	0	0	0	0					0
<b>TOTAL IMPORTADOS ...</b>		<b>2.426</b>	<b>2.577</b>	<b>3.457</b>	<b>3.237</b>	<b>3.238</b>	<b>3.013</b>	<b>3.101</b>	<b>3.801</b>	<b>0</b>	<b>0</b>	<b>0</b>	<b>0</b>	<b>24.850</b>