









EMPLACAMENTO DAS ASSOCIADAS ABEIFA - 2022

VEÍCULOS IMPORTADOS

MARCA/MODELO		jan	fev	mar	abr	mai	jun	jul	ago	set	out	nov	dez	Total	
	ASTON MARTIN	Total	1	0	3	4	1	2	1	5	2	2	1	2	24
		Share	0,08%	0,00%	0,21%	0,27%	0,06%	0,16%	0,07%	0,32%	0,06%	0,09%	0,05%	0,09%	0,11%
	DBX				2		1		1				1	5	
	DBS								2	1			1	4	
	DB11								1					1	
	VANTAGE				2	1		1	1		2	1		8	
	VANTAGE F1	1		3			1			1				6	
	BYD	Total	0	0	8	30	26	11	39	61	22	12	27	24	260
		Share	0,00%	0,00%	0,55%	2,00%	1,60%	0,89%	2,78%	3,87%	0,63%	0,52%	1,48%	1,04%	1,23%
	E5													0	
	HAN				5								3	8	
	TAN			5	13	17	11	33	49	17	12	13	6	176	
	T3			3	12	8		6	5	1		2		37	
	D1					1			7	4			7	19	
	SONG PLUS											12		12	
	YUAN PLUS												8	8	
	CAOA CHERY	Total	0	0	0	0	0	11	19	103	1.629	717	233	198	2.910
		Share	0,00%	0,00%	0,00%	0,00%	0,00%	0,89%	1,36%	6,53%	46,96%	31,11%	12,81%	8,62%	13,77%
	ARRIZO 6										14	65	102	181	
	TIGGO 8								1	1.033	662	154	93	1.943	
	EXEED LX													0	
	EXEED VX													0	
	ICAR						11	19	102	596	41	13	3	785	
	FACE											1		1	
	JAC MOTORS	Total	68	81	110	96	160	113	145	145	107	64	80	65	1.234
		Share	5,51%	6,64%	7,58%	6,40%	9,82%	9,19%	10,35%	9,19%	3,08%	2,78%	4,40%	2,83%	5,84%
	T40	13	6	15	9	16	14	8	9	11	6	4	7	118	
	T50	3	3	4	4	2	4	9	10	6	2	3	1	51	
	T60	4	2	5	6	7	4	6	5	6	4	2	1	52	
	T80													0	
	T5													0	
	T8					2								2	
	V260	2	3	6	6	12	7	10	8	5	4	4	4	71	
	IEV20	3	3	4	3	1			1					15	
	IEV 330P				2		2		1				3	8	
	IEV750						3		6	3		9	1	22	
	E-JS1	30	50	72	37	72	56	88	73	49	27	37	20	611	
	E-JS4	13	14	4	29	36	18	24	29	19	12	13	22	233	
	E-J7					12	5		3	8	9	7	6	50	
	EJV5.5											1		1	




EMPLACAMENTO DAS ASSOCIADAS ABEIFA - 2022

VEÍCULOS IMPORTADOS

MARCA/MODELO		jan	fev	mar	abr	mai	jun	jul	ago	set	out	nov	dez	Total
 JAGUAR	Total	37	26	32	9	22	7	10	21	80	48	40	48	380
	Share	3,00%	2,13%	2,20%	0,60%	1,35%	0,57%	0,71%	1,33%	2,31%	2,08%	2,20%	2,09%	1,80%
F-TYPE			7	11		3	1	2	8	13	10	6	13	74
E-PACE		25	14	7	2	5		2	6	23	8	8	7	107
F-PACE		9	4	12	6	10	5	3	5	40	28	23	26	171
IPACE		2	1	2	1	4	1	3	2	4	2	3	2	27
XE		1												1
 KIA	Total	321	342	417	409	413	380	533	524	660	394	436	549	5.378
	Share	26,01%	28,06%	28,72%	27,27%	25,34%	30,89%	38,04%	33,23%	19,03%	17,09%	23,97%	23,90%	25,45%
BONGO		151	155	181	203	245	231	254	272	247	257	266	226	2.688
UK2500				1	3	11	5	4	5	4		1	2	36
CARNIVAL		49	41	28	32	27	28	25	31	25	24	19	16	345
CERATO		44	40	41	50	32	39	23	22	12	14	12	10	339
PICANTO			1											1
SORENTO							1			1				2
SOUL							1						1	2
SPORTAGE		38	31	29	39	13	11	163	131	121	71	56	168	871
STINGER					1									1
RIO														0
EV6														0
STONIC		39	74	137	81	85	64	64	63	104	28	74	120	933
NIRO										146		8	6	160
 LAND ROVER	Total	188	167	131	69	100	76	61	71	118	241	178	242	1.642
	Share	15,24%	13,70%	9,02%	4,60%	6,13%	6,18%	4,35%	4,50%	3,40%	10,46%	9,79%	10,54%	7,77%
DEFENDER		86	45	49	25	36	39	19	32	23	170	110	74	708
DISCOVERY 4		14	5	7	1	2	2	15	15	13	23	9	28	134
EVOQUE		2					1							3
RANGE ROVER														0
RANGE ROVER SPORT		60	100	72	40	62	34	26	10	19	4	22	113	562
VELAR		26	17	3	3			1	14	63	44	37	27	235
LR2														0
 MCLAREN	Total	0	1	3	0	1	2	0	0	2	1	1	1	12
	Share	0,00%	0,08%	0,21%	0,00%	0,06%	0,16%	0,00%	0,00%	0,06%	0,04%	0,05%	0,04%	0,06%
720S				1			1			1	1			4
765LT				2			1							3
GT			1											1
SENNA						1				1			1	3
ARTURA												1		1

EMPLACAMENTO DAS ASSOCIADAS ABEIFA - 2022

VEÍCULOS IMPORTADOS

MARCA/MODELO		jan	fev	mar	abr	mai	jun	jul	ago	set	out	nov	dez	Total
 PORSCHE	Total	131	185	380	290	260	259	286	314	291	254	248	289	3.187
	Share	10,62%	15,18%	26,17%	19,33%	15,95%	21,06%	20,41%	19,91%	8,39%	11,02%	13,63%	12,58%	15,08%
911		5	11	23	26	38	54	37	11	75	60	40	37	417
911 TURBO		9	13	17	18	17	12	9	21	30	13	5	5	169
918									1	1			1	3
BOXSTER		10	23	12	21	8	2	4	1		1			82
TAYCAN		21	22	26	23	21	34	41	22	13	3	7	8	241
CAYENNE		18	30	103	75	81	61	79	115	55	71	108	124	920
CAYMAN		8	7	7	7	7	2	1	1			1	3	44
MACAN		46	56	176	111	81	74	73	118	96	93	73	87	1.084
PANAMERA		14	23	16	9	7	20	42	24	21	13	14	24	227
 SUZUKI	Total	43	61	73	64	65	55	56	66	59	106	95	95	838
	Share	3,48%	5,00%	5,03%	4,27%	3,99%	4,47%	4,00%	4,19%	1,70%	4,60%	5,22%	4,14%	3,97%
SCROSS														0
JIMNY									4	9	12	16	18	59
JIMNY SIERRA		43	61	73	64	65	55	56	62	50	94	79	77	779
 VOLVO	Total	445	356	295	529	582	314	251	267	499	466	480	784	5.268
	Share	36,06%	29,20%	20,32%	35,27%	35,71%	25,53%	17,92%	16,93%	14,38%	20,22%	26,39%	34,13%	24,93%
C40		5	51	53	125	86	50	1	55	52	41	27	38	584
S60		2		1										3
S90		4	1											5
XC40		219	91	128	98	109	122	75	98	145	264	257	309	1.915
XC60		198	201	103	136	279	84	101	66	216	77	109	312	1.882
XC90		17	12	10	170	108	58	74	48	86	84	87	125	879
OUTROS	Total	0	0	0	0	0	0	0	0	0	0	0	0	0
TOTAL IMPORTADOS ...		1.234	1.219	1.452	1.500	1.630	1.230	1.401	1.577	3.469	2.305	1.819	2.297	21.133