











EMPLACAMENTO DAS ASSOCIADAS ABEIFA - 2017

VEÍCULOS IMPORTADOS






MARCA/MODELO		jan	fev	mar	abr	mai	jun	jul	ago	set	out	nov	dez	Total	
 ASTON MARTIN	Total	0	0	0	0	0	0	0	0	0	0	0	0	0	
	Share	0,00%	0,00%											0,00%	
	VANTAGE	0	0											0	
	VIRAGE	0	0											0	
 BMW	Total	128	130	0	0	0	0	0	0	0	0	0	0	258	
	Share	6,58%	7,71%											7,11%	
		SÉRIE 1	0	0											0
		SÉRIE 2	11	13											24
		SÉRIE 3	13	29											42
		SÉRIE 4	17	13											30
		SÉRIE 5	1	2											3
		SÉRIE 6	0	0											0
		SÉRIE 7	3	2											5
		I3	7	1											8
		I8	2	0											2
		X1	0	2											2
		X3	0	1											1
		X4	12	7											19
		X5	6	3											9
		X6	33	25											58
		M135I	1	0											1
		M140I	3	5											8
		M2	5	8											13
		M235I	0	0											0
		M240I	4	7											11
		M3 SEDAN	3	7											10
		M4	4	0											4
	M5	0	0											0	
	M6	1	2											3	
	Z4	2	3											5	
 BYD	Total	2	2	0	0	0	0	0	0	0	0	0	0	4	
	Share	0,10%	0,12%											0,11%	
		E6	2	1											3
	T3	0	1											1	
 CHERY	Total	14	6	0	0	0	0	0	0	0	0	0	0	20	
	Share	0,72%	0,36%											0,55%	
		CELER	0	0											0
		CELER SEDAN	1	0											1
		CIELO HATCH	0	0											0
		CIELO SEDAN	0	0											0
		FACE	0	0											0
		QQ	1	1											2
		S-18	0	0											0
		TIGGO	12	5											17
		OUTROS	0	0											0
 FERRARI	Total	1	3	0	0	0	0	0	0	0	0	0	0	4	
	Share	0,05%	0,18%											0,11%	
		458	0	1											1
		488 GTB	0	0											0
		488 SPIDER	1	1											2
		CALIFORNIA	0	0											0
		F12 TDF	0	0											0
		FF	0	0											0
	F12 BERLINETTA	0	1											1	

EMPLACAMENTO DAS ASSOCIADAS ABEIFA - 2017
VEÍCULOS IMPORTADOS

MARCA/MODELO		jan	fev	mar	abr	mai	jun	jul	ago	set	out	nov	dez	Total
 GEELY	Total	24	11	0	0	0	0	0	0	0	0	0	0	35
	Share	1,23%	0,65%											0,96%
	EC-7	16	4											20
	GC2	8	7											15
	GX2	0	0											0
 JAC MOTORS	Total	290	217	0	0	0	0	0	0	0	0	0	0	507
	Share	14,91%	12,87%											13,96%
	A13 HACTH	0	0											0
	J2	1	1											2
	J3	34	16											50
	J3 TURIN	26	33											59
	J5	9	6											15
	J6 2.0 5S	0	0											0
	J6 2.0 7S	13	4											17
	S5	0	1											1
	T 140	0	0											0
	T 5	185	142											327
	T 6	17	12											29
T 8	5	2											7	
 JAGUAR	Total	72	103	0	0	0	0	0	0	0	0	0	0	175
	Share	3,70%	6,11%											4,82%
	F-TYPE	2	1											3
	F-PACE	37	47											84
	XE	10	9											19
	XE S	20	36											56
	XF	3	10											13
	XFR	0	0											0
	XJ	0	0											0
XK	0	0											0	
 KIA MOTORS	Total	582	454	0	0	0	0	0	0	0	0	0	0	1.036
	Share	29,92%	26,93%											28,53%
	BONGO	126	101											227
	CADENZA	0	1											1
	CARENS	0	0											0
	CARNIVAL	9	11											20
	CERATO	107	102											209
	MOHAVE	1	1											2
	OPTIMA	1	1											2
	PICANTO	92	92											184
	QUORIS	0	2											2
	SEDONA	0	0											0
	SORENTO	30	28											58
	SOUL	36	34											70
SPORTAGE	180	81											261	
 LAMBORGHINI	Total	1	1	0	0	0	0	0	0	0	0	0	0	2
	Share	0,05%	0,06%											0,06%
	GALLARDO	0	0											0
	HURACAN	1	1											2
AVENTADOR	0	0											0	




EMPLACAMENTO DAS ASSOCIADAS ABEIFA - 2017

VEÍCULOS IMPORTADOS

MARCA/MODELO		jan	fev	mar	abr	mai	jun	jul	ago	set	out	nov	dez	Total
	LAND ROVER	Total	116	79	0	0	0	0	0	0	0	0	0	195
		Share	5,96%	4,69%										
	DEFENDER		5	0										5
	DISCOVERY 4		12	12										24
	DISCOVERY SPORT		27	21										48
	EVOQUE		44	23										67
	FREELANDER		0	0										0
	RANGE ROVER		4	3										7
	RANGE ROVER SPORT		24	20										44
	LIFAN	Total	161	153	0	0	0	0	0	0	0	0	0	314
		Share	8,28%	9,07%										
	FOISON		29	25										54
	LF 320		0	0										0
	LF 530		58	52										110
	LF 620		0	0										0
	X50		0	0										0
	X60		74	76										150
	MASERATI	Total	3	6	0	0	0	0	0	0	0	0	0	9
		Share	0,15%	0,36%										
	GRANTURISMO		0	0										0
	LEVANTE		3	3										6
	QUATTROPORTE		0	0										0
	GRANCABRIO		0	0										0
	GHIBLI		0	3										3
	MINI	Total	111	103	0	0	0	0	0	0	0	0	0	214
		Share	5,71%	6,11%										
	ONE		0	0										0
	COOPER		11	6										17
	COOPER 5P		1	1										2
	COOPER S		41	33										74
	COOPER S 5P		27	19										46
	COOPER S PACEMAN		0	0										0
	COOPER CLUBMAN S		6	11										17
	COOPER S CABRIO		14	18										32
	COOPER COUNTRYMAN		0	0										0
	COOPER JCW		0	0										0
	COOPER JCW ROADSTER		0	0										0
	COOPER JCW CABRIO		0	0										0
	COOPER JCW COUNTRYMAN		0	0										0
	COOPER JCW PACEMAN		0	0										0
	COOPER HATCH JCW 3P		11	15										26
	COOPER S ROADSTER		0	0										0
	COOPER RED BULL		0	0										0
	PORSCHE	Total	69	64	0	0	0	0	0	0	0	0	0	133
		Share	3,55%	3,80%										
	911		10	13										23
	911 TURBO		3	3										6
	BOXSTER		5	0										5
	CAYENNE		22	16										38
	CAYMAN		4	8										12
	MACAN		24	20										44
	PANAMERA		1	4										5

EMPLACAMENTO DAS ASSOCIADAS ABEIFA - 2017

VEÍCULOS IMPORTADOS

MARCA/MODELO		jan	fev	mar	abr	mai	jun	jul	ago	set	out	nov	dez	Total
 ROLLS ROYCE	Total	0	0	0	0	0	0	0	0	0	0	0	0	0
	Share	0,00%	0,00%											
GHOST		0	0											0
DROPHEAD		0	0											0
WRAITH		0	0											0
PHANTOM		0	0											0
 SUZUKI	Total	132	153	0	0	0	0	0	0	0	0	0	0	285
	Share	6,79%	9,07%											
GRAN VITARA		3	3											6
SWIFT		4	5											9
SCROSS		66	52											118
VITARA		59	93											152
 VOLVO	Total	239	201	0	0	0	0	0	0	0	0	0	0	440
	Share	12,29%	11,92%											
S60		13	9											22
V40		16	28											44
V60		3	2											5
XC60		159	130											289
XC90		48	32											80
OUTROS	Total	0	0											0
TOTAL IMPORTADOS ...		1.945	1.686	0	0	0	0	0	0	0	0	0	0	3.631