










EMPLACAMENTO DAS ASSOCIADAS ABEIFA - 2018

VEÍCULOS IMPORTADOS


MARCA/MODELO		jan	fev	mar	abr	mai	jun	jul	ago	set	out	nov	dez	Total
	BMW	Total	161	153	0	0	0	0	0	0	0	0	0	314
		Share	6,64%	5,94%										
	SÉRIE 1													0
	SÉRIE 2	31	21											52
	SÉRIE 3		1											1
	SÉRIE 4	9	10											19
	SÉRIE 5	26	19											45
	SÉRIE 6													0
	SÉRIE 7	2	2											4
	I3													0
	I8	8	2											10
	X1	2												2
	X3		19											19
	X4	18	18											36
	X5	30	31											61
	X6	19	18											37
	M135I													0
	M140I	2	2											4
	M2	4	4											8
	M235I													0
	M240I	3	1											4
	M3 SEDAN	6	4											10
	M4													0
	M5													0
	M6	1	1											2
	Z3													0
	Z4													0
	BYD	Total	1	0	0	0	0	0	0	0	0	0	0	1
		Share	0,04%	0,00%										
	E5													0
	E6													0
	T3	1												1
	CHERY	Total	0	0	0	0	0	0	0	0	0	0	0	0
		Share	0,00%	0,00%										
	CELER													0
	CELER SEDAN													0
	CIELO HATCH													0
	CIELO SEDAN													0
	FACE													0
	QQ													0
	S-18													0
	TIGGO													0
	OUTROS													0
	FERRARI	Total	0	3	0	0	0	0	0	0	0	0	0	3
		Share	0,00%	0,12%										
	458		1											1
	488 GTB													0
	488 SPIDER		2											2
	CALIFORNIA													0
	F12 TDF													0
	FF													0
	F12 BERLINETTA													0

EMPLACAMENTO DAS ASSOCIADAS ABEIFA - 2018
VEÍCULOS IMPORTADOS




MARCA/MODELO		jan	fev	mar	abr	mai	jun	jul	ago	set	out	nov	dez	Total
 GEELY	Total	0	0	0	0	0	0	0	0	0	0	0	0	0
	Share	0,00%	0,00%											
EC-7														0
GC2														0
GX2														0
 JAC MOTORS	Total	283	341	0	0	0	0	0	0	0	0	0	0	624
	Share	11,67%	13,23%											
A13 HACTH														0
J2														0
J3														0
J3 TURIN			1											1
J5		1												1
J6 2.0 5S														0
J6 2.0 7S														0
S5														0
S7		1												1
T 140														0
T 40		174	254											428
T 5		91	66											157
T 6		12	10											22
T 8														0
V260		4	10											14
 JAGUAR	Total	102	84	0	0	0	0	0	0	0	0	0	0	186
	Share	4,21%	3,26%											
F-TYPE		1												1
F-PACE		62	55											117
XE		3	1											4
XE S		30	24											54
XF		1	1											2
XFR		5	1											6
XJ			2											2
XK														0
 KIA MOTORS	Total	618	983	0	0	0	0	0	0	0	0	0	0	1.601
	Share	25,48%	38,15%											
BONGO		110	156											266
CADENZA		1												1
CARENS														0
CARNIVAL		15	26											41
CERATO		139	214											353
MOHAVE		1												1
OPTIMA														0
PICANTO		13	69											82
QUORIS														0
SEDONA														0
SORENTO		27	40											67
SOUL		1												1
SPORTAGE		310	478											788
STINGER		1												1
 LAMBORGHINI	Total	1	0	0	0	0	0	0	0	0	0	0	0	1
	Share	0,04%	0,00%											
GALLARDO														0
HURACAN														0
AVENTADOR		1												1

EMPLACAMENTO DAS ASSOCIADAS ABEIFA - 2018

VEÍCULOS IMPORTADOS

MARCA/MODELO		jan	fev	mar	abr	mai	jun	jul	ago	set	out	nov	dez	Total
	LAND ROVER	Total	178	111	0	0	0	0	0	0	0	0	0	289
		Share	7,34%	4,31%										5,78%
	DEFENDER													0
	DISCOVERY 4	62	25											87
	DISCOVERY SPORT													0
	EVOQUE	5	2											7
	FREELANDER													0
	RANGE ROVER		9											9
	RANGE ROVER SPORT	25	8											33
	VELAR	86	67											153
	LIFAN	Total	288	192	0	0	0	0	0	0	0	0	0	480
		Share	11,88%	7,45%										9,60%
	FOISON	25	18											43
	LF 320													0
	LF 530	45	34											79
	LF 620													0
	X50													0
	X60	216	139											355
	X70	2	1											3
	X80													0
	MASERATI	Total	2	1	0	0	0	0	0	0	0	0	0	3
		Share	0,08%	0,04%										0,06%
	GRANTURISMO													0
	LEVANTE	1												1
	QUATTROPORTE		1											1
	GRANCABRIO													0
	Ghibli	1												1
	MINI	Total	143	127	0	0	0	0	0	0	0	0	0	270
		Share	5,90%	4,93%										5,40%
	COOPER	18	13											31
	COOPER 5P	8	11											19
	COOPER S	25	20											45
	COOPER S 5P	15	18											33
	COOPER S PACEMAN													0
	COOPER S CLUBMAN	2	3											5
	COOPER S CABRIO	14	13											27
	COOPER S COUNTRYMAN	42	36											78
	COOPER JCW													0
	COOPER JCW ROADSTER													0
	COOPER JCW CABRIO													0
	COOPER JCW COUNTRYMAN	8	6											14
	COOPER JCW PACEMAN													0
	COOPER HATCH JCW 3P	11	7											18
	COOPER S ROADSTER													0
	COOPER RED BULL													0
	PORSCHE	Total	101	102	0	0	0	0	0	0	0	0	0	203
		Share	4,16%	3,96%										4,06%
	911	13	15											28
	911 TURBO	1	4											5
	BOXSTER	10	7											17
	CAYENNE	20	24											44
	CAYMAN	10	7											17
	MACAN	30	35											65
	PANAMERA	17	10											27

EMPLACAMENTO DAS ASSOCIADAS ABEIFA - 2018
VEÍCULOS IMPORTADOS

MARCA/MODELO		jan	fev	mar	abr	mai	jun	jul	ago	set	out	nov	dez	Total
 ROLLS ROYCE	Total	0	0	0	0	0	0	0	0	0	0	0	0	0
	Share	0,00%	0,00%											
GHOST														0
DROPHEAD														0
WRAITH														0
PHANTOM														0
DAWN														0
 SUZUKI	Total	181	200	0	0	0	0	0	0	0	0	0	0	381
	Share	7,46%	7,76%											
GRAN VITARA														0
SWIFT														0
SCROSS		39	33											72
VITARA		142	167											309
 VOLVO	Total	366	280	0	0	0	0	0	0	0	0	0	0	646
	Share	15,09%	10,87%											
240														0
S60		15	8											23
V40		67	33											100
V60		3	1											4
XC60		200	190											390
XC90		81	48											129
OUTROS	Total													0
TOTAL IMPORTADOS ...		2.425	2.577	0	0	0	0	0	0	0	0	0	0	5.002