













EMPLACAMENTO DAS ASSOCIADAS ABEIFA - 2016

VEÍCULOS IMPORTADOS

MARCA/MODELO		jan	fev	mar	abr	mai	jun	jul	ago	set	out	nov	dez	Total
 ASTON MARTIN	Total	0	0	0	0	0	0	0	0	0	0	0	0	0
	Share	0,00%												0,00%
	DB9	0												0
	VANTAGE	0												0
	RAPIDE	0												0
VIRAGE	0												0	
 BENTLEY	Total	0	0	0	0	0	0	0	0	0	0	0	0	0
	Share	0,00%												0,00%
	FLYING SPUR	0												0
GT	0												0	
 BMW	Total	390	0	0	0	0	0	0	0	0	0	0	0	390
	Share	10,62%												10,62%
	SÉRIE 1	0												0
	SÉRIE 2	9												9
	SÉRIE 3	19												19
	SÉRIE 4	12												12
	SÉRIE 5	13												13
	SÉRIE 6	0												0
	SÉRIE 7	3												3
	I3	10												10
	I8	0												0
	X1	91												91
	X3	5												5
	X4	58												58
	X5	58												58
	X6	55												55
	M135I	9												9
	M235I	8												8
	M3 SEDAN	15												15
	M4	3												3
M5	2												2	
M6	11												11	
Z3	0												0	
Z4	9												9	
 BYD	Total	0	0	0	0	0	0	0	0	0	0	0	0	0
	Share	0,00%												0,00%
E6	0													0
 CHERY	Total	86	0	0	0	0	0	0	0	0	0	0	0	86
	Share	2,34%												2,34%
	CELER	10												10
	CELER SEDAN	3												3
	CIELO HATCH	0												0
	CIELO SEDAN	0												0
	FACE	0												0
	QQ	50												50
	S-18	0												0
	TIGGO	23												23
OUTROS	0												0	






EMPLACAMENTO DAS ASSOCIADAS ABEIFA - 2016

VEÍCULOS IMPORTADOS

MARCA/MODELO		jan	fev	mar	abr	mai	jun	jul	ago	set	out	nov	dez	Total
 FERRARI	Total	2	0	0	0	0	0	0	0	0	0	0	0	2
	Share	0,05%												0,05%
	308 GTS	0												0
	458	1												1
	488 GTB	0												0
	CALIFORNIA	1												1
	FF	0												0
F12 BERLINETTA	0												0	
 GEELY	Total	73	0	0	0	0	0	0	0	0	0	0	0	73
	Share	1,99%												1,99%
	EC-7	19												19
	GC2	54												54
GX2	0												0	
 HAFEI MOTOR	Total	5	0	0	0	0	0	0	0	0	0	0	0	5
	Share	0,14%												0,14%
	TOWNER FURGÃO	2												2
	TOWNER PASSAGEIRO	2												2
TOWNER PICK UP	1												1	
 JAC MOTORS	Total	285	0	0	0	0	0	0	0	0	0	0	0	285
	Share	7,76%												7,76%
	A13 HACTH	0												0
	J2	28												28
	J3	52												52
	J3 TURIN	88												88
	J5	21												21
	J6 2.0 5S	0												0
	J6 DIAMOND 7S	5												5
	S3	0												0
	S5	0												0
	T 140	0												0
T 6	74												74	
T 8	17												17	
 JAGUAR	Total	51	0	0	0	0	0	0	0	0	0	0	0	51
	Share	1,39%												1,39%
	F-TYPE	3												3
	XE	37												37
	XE S	0												0
	XF	11												11
	XFR	0												0
XJ	0												0	
XK	0												0	
 JINBEI AUTOMOBILE	Total	8	0	0	0	0	0	0	0	0	0	0	0	8
	Share	0,22%												0,22%
	TOPIC PASSAGEIRO	6												6
TOPIC ESCOLAR	2												2	
 KIA MOTORS	Total	1.032	0	0	0	0	0	0	0	0	0	0	0	1.032
	Share	28,10%												28,10%
	BONGO	88												88
	CADENZA	3												3
	CARENS	0												0
	CARNIVAL	5												5
	CERATO	104												104
	MOHAVE	2												2
OPTIMA	12												12	





EMPLACAMENTO DAS ASSOCIADAS ABEIFA - 2016

VEÍCULOS IMPORTADOS

MARCA/MODELO		jan	fev	mar	abr	mai	jun	jul	ago	set	out	nov	dez	Total
PICANTO		340												340
QUORIS		0												0
SORENTO		60												60
SOUL		37												37
SPORTAGE		381												381
 LAMBORGHINI	Total	0	0	0	0	0	0	0	0	0	0	0	0	0
	Share	0,00%												0,00%
GALLARDO		0												0
HURACAN		0												0
AVENTADOR		0												0
 LAND ROVER	Total	735	0	0	0	0	0	0	0	0	0	0	0	735
	Share	20,02%												20,02%
DEFENDER		0												0
DISCOVERY 4		78												78
DISCOVERY SPORT		392												392
EVOQUE		199												199
FREELANDER		0												0
RANGE ROVER		5												5
RANGE ROVER SPORT		61												61
 LIFAN	Total	354	0	0	0	0	0	0	0	0	0	0	0	354
	Share	9,64%												9,64%
FOISON		57												57
LF 320		0												0
LF 530		65												65
LF 620		0												0
X50		0												0
X60		232												232
 MASERATI	Total	3	0	0	0	0	0	0	0	0	0	0	0	3
	Share	0,08%												0,08%
GRANTURISMO		1												1
QUATTROPORTE		2												2
GRANCABRIO		0												0
GHIBLI S Q4		0												0
 MINI	Total	94	0	0	0	0	0	0	0	0	0	0	0	94
	Share	2,56%												2,56%
ONE		1												1
COOPER		7												7
COOPER 5P		5												5
COOPER S		38												38
COOPER S 5P		19												19
COOPER S PACEMAN		0												0
COOPER CLUBMAN S		2												2
COOPER S CABRIO		1												1
COOPER COUNTRYMAN		16												16
COOPER JCW		0												0
COOPER JCW ROADSTER		0												0
COOPER JCW CABRIO		0												0
COOPER JCW COUNTRYMAN		0												0
COOPER JCW PACEMAN		3												3
COOPER HATCH JCW 3P		2												2
COOPER S ROADSTER		0												0
COOPER RED BULL		0												0

EMPLACAMENTO DAS ASSOCIADAS ABEIFA - 2016

VEÍCULOS IMPORTADOS

MARCA/MODELO		jan	fev	mar	abr	mai	jun	jul	ago	set	out	nov	dez	Total
 PORSCHE	Total	61	0	0	0	0	0	0	0	0	0	0	0	61
	Share	1,66%												1,66%
	911	7												7
	911 TURBO	1												1
	BOXSTER	3												3
	CAYENNE	27												27
	CAYMAN	4												4
	MACAN	18												18
	PANAMERA	1												1
 ROLLS ROYCE	Total	0	0	0	0	0	0	0	0	0	0	0	0	0
	Share	0,00%												0,00%
	GHOST	0												0
	DROPHEAD	0												0
	WRAITH	0												0
	PHANTOM	0												0
 SUZUKI	Total	174	0	0	0	0	0	0	0	0	0	0	0	174
	Share	4,74%												4,74%
	GRAN VITARA	103												103
	SWIFT	20												20
	SX4	51												51
 VOLVO	Total	319	0	0	0	0	0	0	0	0	0	0	0	319
	Share	8,69%												8,69%
	S60	19												19
	V40	56												56
	V60	17												17
	XC60	193												193
	XC90	34												34
TOTAL IMPORTADOS ...		3.672	0	0	0	0	0	0	0	0	0	0	0	3.672