










EMPLACAMENTO DAS ASSOCIADAS ABEIFA - 2017

VEÍCULOS IMPORTADOS






MARCA/MODELO		jan	fev	mar	abr	mai	jun	jul	ago	set	out	nov	dez	Total
	BMW	Total	128	130	152	143	171	210	226	0	0	0	0	1.160
		Share	6,58%	7,71%	6,20%	7,00%	6,68%	8,07%	8,33%					
	SÉRIE 1	0	0	0	0	0	1	0						1
	SÉRIE 2	11	13	7	5	1	2	20						59
	SÉRIE 3	13	29	25	24	16	5	3						115
	SÉRIE 4	17	13	33	24	33	49	34						203
	SÉRIE 5	1	2	6	22	25	47	35						138
	SÉRIE 6	0	0	0	0	0	1	0						1
	SÉRIE 7	3	2	2	2	2	5	5						21
	I3	7	1	4	4	3	4	1						24
	I8	2	0	0	0	1	0	0						3
	X1	0	2	0	0	2	2	0						6
	X3	0	1	2	1	0	2	0						6
	X4	12	7	12	13	3	0	0						47
	X5	6	3	8	10	24	43	62						156
	X6	33	25	31	25	25	21	29						189
	M135I	1	0	1	0	0	0	0						2
	M140I	3	5	3	1	10	9	7						38
	M2	5	8	2	2	5	2	5						29
	M235I	0	0	0	0	0	0	0						0
	M240I	4	7	6	1	5	5	9						37
	M3 SEDAN	3	7	5	6	12	6	11						50
	M4	4	0	1	0	1	1	1						8
	M5	0	0	0	0	0	0	0						0
	M6	1	2	2	3	1	4	3						16
	Z3	0	0	0	0	0	0	1						1
	Z4	2	3	2	0	2	1	0						10
	BYD	Total	2	2	6	4	1	1	1	0	0	0	0	17
		Share	0,10%	0,12%	0,24%	0,20%	0,04%	0,04%	0,04%					
	E6	2	1	1	1	0	0	0						5
	T3	0	1	5	3	1	1	1						12
	CHERY	Total	14	6	2	2	1	2	0	0	0	0	0	27
		Share	0,72%	0,36%	0,08%	0,10%	0,04%	0,08%	0,00%					
	CELER	0	0	0	0	0	0	0						0
	CELER SEDAN	1	0	0	0	0	0	0						1
	CIELO HATCH	0	0	0	0	0	0	0						0
	CIELO SEDAN	0	0	0	0	0	0	0						0
	FACE	0	0	0	1	0	0	0						1
	QQ	1	1	0	0	0	0	0						2
	S-18	0	0	0	0	0	0	0						0
	TIGGO	12	5	2	1	1	2	0						23
	OUTROS	0	0	0	0	0	0	0						0
	FERRARI	Total	1	3	0	0	4	3	1	0	0	0	0	12
		Share	0,05%	0,18%	0,00%	0,00%	0,16%	0,12%	0,04%					
	458	0	1	0	0	1	2	0						4
	488 GTB	0	0	0	0	1	0	1						2
	488 SPIDER	1	1	0	0	1	1	0						4
	CALIFORNIA	0	0	0	0	1	0	0						1
	F12 TDF	0	0	0	0	0	0	0						0
	FF	0	0	0	0	0	0	0						0
	F12 BERLINETTA	0	1	0	0	0	0	0						1

EMPLACAMENTO DAS ASSOCIADAS ABEIFA - 2017
VEÍCULOS IMPORTADOS

MARCA/MODELO		jan	fev	mar	abr	mai	jun	jul	ago	set	out	nov	dez	Total
 GEELY	Total	24	11	6	9	6	11	3	0	0	0	0	0	70
	Share	1,23%	0,65%	0,24%	0,44%	0,23%	0,42%	0,11%						0,44%
EC-7		16	4	2	5	2	8	3						40
GC2		8	7	4	4	4	3	0						30
GX2		0	0	0	0	0	0	0						0
 JAC MOTORS	Total	290	217	293	309	298	247	307	0	0	0	0	0	1.961
	Share	14,91%	12,87%	11,94%	15,12%	11,65%	9,49%	11,32%						12,26%
A13 HACTH		0	0	0	0	0	0	0						0
J2		1	1	0	0	0	0	1						3
J3		34	16	11	3	9	6	3						82
J3 TURIN		26	33	51	38	28	8	3						187
J5		9	6	4	11	17	17	9						73
J6 2.0 5S		0	0	0	0	0	0	0						0
J6 2.0 7S		13	4	5	2	1	2	1						28
S5		0	1	0	0	0	0	1						2
T 140		0	0	0	0	0	1	0						1
T 40		0	0	0	0	0	0	30						30
T 5		185	142	203	243	230	191	250						1.444
T 6		17	12	16	10	9	18	7						89
T 8		5	2	3	2	4	4	2						22
 JAGUAR	Total	72	103	123	98	167	109	99	0	0	0	0	0	771
	Share	3,70%	6,11%	5,01%	4,79%	6,53%	4,19%	3,65%						4,82%
F-TYPE		2	1	3	1	3	3	1						14
F-PACE		37	47	69	64	114	60	68						459
XE		10	9	9	4	3	15	7						57
XE S		20	36	33	22	38	22	19						190
XF		1	8	4	4	3	5	3						28
XFR		2	2	4	2	6	3	1						20
XJ		0	0	1	1	0	1	0						3
XK		0	0	0	0	0	0	0						0
 KIA MOTORS	Total	582	454	827	608	701	765	777	0	0	0	0	0	4.714
	Share	29,92%	26,93%	33,71%	29,75%	27,40%	29,39%	28,65%						29,46%
BONGO		126	101	128	85	90	148	159						837
CADENZA		0	1	0	1	0	1	1						4
CARENS		0	0	0	0	0	0	0						0
CARNIVAL		9	11	13	9	6	14	15						77
CERATO		107	102	131	109	116	151	147						863
MOHAVE		1	1	2	2	4	0	1						11
OPTIMA		1	1	1	0	0	0	0						3
PICANTO		92	92	118	165	69	73	45						654
QUORIS		0	2	0	1	0	1	0						4
SEDONA		0	0	0	0	0	0	0						0
SORENTO		30	28	33	17	35	28	32						203
SOUL		36	34	50	24	23	31	39						237
SPORTAGE		180	81	351	195	358	318	338						1.821
 LAMBORGHINI	Total	1	1	0	2	0	2	0	0	0	0	0	0	6
	Share	0,05%	0,06%	0,00%	0,10%	0,00%	0,08%	0,00%						0,04%
GALLARDO		0	0	0	0	0	0	0						0
HURACAN		1	1	0	2	0	2	0						6
AVENTADOR		0	0	0	0	0	0	0						0




EMPLACAMENTO DAS ASSOCIADAS ABEIFA - 2017

VEÍCULOS IMPORTADOS

MARCA/MODELO		jan	fev	mar	abr	mai	jun	jul	ago	set	out	nov	dez	Total
	LAND ROVER	Total	116	79	122	99	126	136	238	0	0	0	0	916
		Share	5,96%	4,69%	4,97%	4,84%	4,93%	5,22%	8,78%					5,72%
	DEFENDER	5	0	0	1	1	0	0						7
	DISCOVERY 4	12	12	27	15	31	52	129						278
	DISCOVERY SPORT	27	21	20	14	6	2	2						92
	EVOQUE	44	23	15	17	29	17	9						154
	FREELANDER	0	0	0	0	0	0	0						0
	RANGE ROVER	4	3	4	2	3	4	9						29
	RANGE ROVER SPORT	24	20	56	50	56	61	89						356
	LIFAN	Total	161	153	239	162	247	287	283	0	0	0	0	1.532
		Share	8,28%	9,07%	9,74%	7,93%	9,66%	11,03%	10,44%					9,57%
	FOISON	29	25	39	21	38	40	25						217
	LF 320	0	0	0	0	0	0	0						0
	LF 530	58	52	77	57	73	72	43						432
	LF 620	0	0	0	0	7	0	0						7
	X50	0	0	0	0	0	0	0						0
	X60	74	76	123	84	129	175	215						876
	MASERATI	Total	3	6	6	7	5	5	1	0	0	0	0	33
		Share	0,15%	0,36%	0,24%	0,34%	0,20%	0,19%	0,04%					0,21%
	GRANTURISMO	0	0	0	1	0	0	0						1
	LEVANTE	3	3	6	6	5	5	1						29
	QUATTROPORTE	0	0	0	0	0	0	0						0
	GRANCABRIO	0	0	0	0	0	0	0						0
	GHIBLI	0	3	0	0	0	0	0						3
	MINI	Total	111	103	104	78	149	139	144	0	0	0	0	828
		Share	5,71%	6,11%	4,24%	3,82%	5,82%	5,34%	5,31%					5,17%
	ONE	0	0	0	0	0	0	0						0
	COOPER	11	6	6	0	4	6	3						36
	COOPER 5P	1	1	1	1	1	0	2						7
	COOPER S	41	33	40	39	42	35	45						275
	COOPER S 5P	27	19	28	16	33	26	22						171
	COOPER S PACEMAN	0	0	0	0	0	0							0
	COOPER CLUBMAN S	6	11	10	8	15	16	6						72
	COOPER S CABRIO	14	18	14	3	7	4	13						73
	COOPER S COUNTRYMAN	0	0	0	6	39	42	38						125
	COOPER JCW	0	0	0	0	0	0	0						0
	COOPER JCW ROADSTER	0	0	0	0	0	0	0						0
	COOPER JCW CABRIO	0	0	0	0	0	0	0						0
	COOPER JCW COUNTRYMAN	0	0	0	0	0	0	0						0
	COOPER JCW PACEMAN	0	0	0	0	0	0	0						0
	COOPER HATCH JCW 3P	11	15	5	5	8	10	15						69
	COOPER S ROADSTER	0	0	0	0	0	0	0						0
	COOPER RED BULL	0	0	0	0	0	0	0						0
	PORSCHE	Total	69	64	114	63	123	120	99	0	0	0	0	652
		Share	3,55%	3,80%	4,65%	3,08%	4,81%	4,61%	3,65%					4,07%
	911	10	13	11	12	14	24	11						95
	911 TURBO	3	3	3	1	1	2	5						18
	BOXSTER	5	0	2	1	14	11	13						46
	CAYENNE	22	16	31	17	38	32	30						186
	CAYMAN	4	8	10	1	3	0	5						31
	MACAN	24	20	50	31	40	46	33						244
	PANAMERA	1	4	7	0	13	5	2						32

EMPLACAMENTO DAS ASSOCIADAS ABEIFA - 2017

VEÍCULOS IMPORTADOS

MARCA/MODELO		jan	fev	mar	abr	mai	jun	jul	ago	set	out	nov	dez	Total
 ROLLS ROYCE	Total	0	0	1	0	0	0	0	0	0	0	0	0	1
	Share	0,00%	0,00%	0,04%	0,00%	0,00%	0,00%	0,00%						0,01%
GHOST		0	0	0	0	0	0	0						0
DROPHEAD		0	0	0	0	0	0	0						0
WRAITH		0	0	0	0	0	0	0						0
PHANTOM		0	0	1	0	0	0	0						1
 SUZUKI	Total	132	153	199	201	258	274	249	0	0	0	0	0	1.466
	Share	6,79%	9,07%	8,11%	9,83%	10,09%	10,53%	9,18%						9,16%
GRAN VITARA		3	3	2	2	1	0	0						11
SWIFT		4	5	2	4	4	1	2						22
SCROSS		66	52	63	53	69	57	52						412
VITARA		59	93	132	142	184	216	195						1.021
 VOLVO	Total	239	201	259	259	301	292	284	0	0	0	0	0	1.835
	Share	12,29%	11,92%	10,56%	12,67%	11,77%	11,22%	10,47%						11,47%
240		0	0	0	0	0	0	1						1
S60		13	9	10	10	7	23	13						85
V40		16	28	40	27	52	23	32						218
V60		3	2	11	9	5	3	5						38
XC60		159	130	164	191	201	212	212						1.269
XC90		48	32	34	22	36	31	21						224
OUTROS	Total	0	0	0	0	0	0	0						0
TOTAL IMPORTADOS ...		1.945	1.686	2.453	2.044	2.558	2.603	2.712	0	0	0	0	0	16.001