









## EMPLACAMENTO DAS ASSOCIADAS ABEIFA - 2018

### VEÍCULOS IMPORTADOS






MARCA/MODELO		jan	fev	mar	abr	mai	jun	jul	ago	set	out	nov	dez	Total
	<b>BMW</b>	Total	161	153	226	260	302	242	207	0	0	0	0	1.551
		Share	6,64%	5,94%	6,54%	8,03%	9,33%	8,03%	6,68%					7,37%
	SÉRIE 1							1						1
	SÉRIE 2	31	21	33	42	61	32	34						254
	SÉRIE 3		1	1	1			1						4
	SÉRIE 4	9	10	4	8	16	11	13						71
	SÉRIE 5	26	19	28	30	34	40	17						194
	SÉRIE 6													0
	SÉRIE 7	2	2		1	1	1							7
	I3						1							1
	I8	8	2	2				1						13
	X1	2												2
	X2				46	87	46	51						230
	X3		19	68	25	9	5	5						131
	X4	18	18	16	9	5	4	1						71
	X5	30	31	32	59	50	65	43						310
	X6	19	18	23	15	15	19	18						127
	M135I													0
	M140I	2	2	3	3	1	1	4						16
	M2	4	4	5	3	5	3	4						28
	M235I													0
	M240I	3	1	7	8	9	8	4						40
	M3 SEDAN	6	4	4	6	4	3							27
	M4				1	3	1							5
	M5						2	9						11
	M6	1	1		3	2		1						8
	Z3													0
	Z4													0
	<b>BYD</b>	Total	1	0	4	0	1	16	22	0	0	0	0	44
		Share	0,04%	0,00%	0,12%	0,00%	0,03%	0,53%	0,71%					0,21%
	E5			4			15	18						37
	E6					1	1	4						6
	T3	1												1
	<b>CAOA CHERY</b>	Total	0	0	0	1	1	0	0	0	0	0	0	2
		Share	0,00%	0,00%	0,00%	0,03%	0,03%	0,00%	0,00%					0,01%
	CELER													0
	CELER SEDAN													0
	CIELO HATCH													0
	CIELO SEDAN													0
	FACE													0
	QQ													0
	S-18													0
	TIGGO				1	1								2
	OUTROS													0
	<b>FERRARI</b>	Total	0	3	1	2	3	6	1	0	0	0	0	16
		Share	0,00%	0,12%	0,03%	0,06%	0,09%	0,20%	0,03%					0,08%
	458		1											1
	488 GTB					1	1	1						3
	488 SPIDER		2	1		2	3							8
	812				2		2							4
	CALIFORNIA													0
	F12 TDF													0
	FF													0
	F12 BERLINETTA													0

**EMPLACAMENTO DAS ASSOCIADAS ABEIFA - 2018**  
**VEÍCULOS IMPORTADOS**




MARCA/MODELO		jan	fev	mar	abr	mai	jun	jul	ago	set	out	nov	dez	Total	
 <b>JAC MOTORS</b>	<b>Total</b>	283	341	436	370	384	388	300	0	0	0	0	0	2.502	
	<b>Share</b>	11,67%	13,23%	12,61%	11,43%	11,86%	12,88%	9,68%							11,89%
	A13 HACTH														0
	J2														0
	J3						1								1
	J3 TURIN		1					1							2
	J5	1													1
	J6 2.0 5S														0
	J6 2.0 JETFLEX 7S								1						1
	S5														0
	S7	1													1
	T 140								1						1
	T 40	174	254	290	236	259	288	230							1.731
	T 5	91	66	104	94	90	69	33							547
	T 6	12	10	26	19	8	9	11							95
	T 8			3	2	3	6	4							18
	V260	4	10	13	19	24	15	19							104
 <b>JAGUAR</b>	<b>Total</b>	102	84	89	91	65	155	234	0	0	0	0	0	820	
	<b>Share</b>	4,21%	3,26%	2,57%	2,81%	2,01%	5,14%	7,55%							3,90%
	F-TYPE	1			2		2	3							8
	E-PACE						67	158							225
	F-PACE	62	55	63	72	44	47	36							379
	XE	3	1		2		2	7							15
	XE S	30	24	24	9	16	34	13							150
	XF	1	1	1	4	1		5							13
	XFR	5	1	1	2	4	3	9							25
	XJ		2					3							5
	XK														0
	 <b>KIA MOTORS</b>	<b>Total</b>	618	983	1.416	1.098	1.122	858	804	0	0	0	0	0	6.899
		<b>Share</b>	25,48%	38,15%	40,96%	33,92%	34,65%	28,48%	25,94%						
BONGO		110	156	154	158	179	166	191							1.114
CADENZA		1													1
CARENS															0
CARNIVAL		15	26	28	21	29	29	11							159
CERATO		139	214	540	310	266	124	106							1.699
MOHAVE		1													1
OPTIMA															0
PICANTO		13	69	28	5										115
QUORIS															0
SEDONA															0
SORENTO		27	40	34	48	76	50	59							334
SOUL		1			31	8	1	4							45
SPORTAGE		310	478	632	525	564	488	433							3.430
STINGER	1													1	
 <b>LAMBORGHINI</b>	<b>Total</b>	1	0	1	1	1	1	2	0	0	0	0	0	7	
	<b>Share</b>	0,04%	0,00%	0,03%	0,03%	0,03%	0,03%	0,06%							0,03%
	GALLARDO														0
	HURACAN			1	1	1	1	1							5
AVENTADOR	1						1							2	

## EMPLACAMENTO DAS ASSOCIADAS ABEIFA - 2018

### VEÍCULOS IMPORTADOS

MARCA/MODELO		jan	fev	mar	abr	mai	jun	jul	ago	set	out	nov	dez	Total
	<b>LAND ROVER</b>	<b>Total</b>	178	111	100	210	215	223	237	0	0	0	0	1.274
		<b>Share</b>	<b>7,34%</b>	<b>4,31%</b>	<b>2,89%</b>	<b>6,49%</b>	<b>6,64%</b>	<b>7,40%</b>	<b>7,65%</b>					<b>6,05%</b>
	DEFENDER													0
	DISCOVERY 4	62	25	18	106	105	108	76						500
	DISCOVERY SPORT			1										1
	EVOQUE	5	2	2	2	1	2	2						16
	FREELANDER					1								1
	RANGE ROVER		9	8	11	5	6	3						42
	RANGE ROVER SPORT	25	8	9	9	39	60	90						240
	VELAR	86	67	62	82	64	47	66						474
	<b>LIFAN</b>	<b>Total</b>	288	192	239	240	247	146	167	0	0	0	0	1.519
		<b>Share</b>	<b>11,88%</b>	<b>7,45%</b>	<b>6,91%</b>	<b>7,41%</b>	<b>7,63%</b>	<b>4,85%</b>	<b>5,39%</b>					<b>7,22%</b>
	FOISON	25	18	11	7	6	4	1						72
	LF 320													0
	LF 530	45	34	55	51	58	32	23						298
	LF 620													0
	X50													0
	X60	216	139	173	181	168	108	105						1.090
	X70	2	1		1									4
	X80					15	2	38						55
	<b>MASERATI</b>	<b>Total</b>	2	1	6	3	4	3	6	0	0	0	0	25
		<b>Share</b>	<b>0,08%</b>	<b>0,04%</b>	<b>0,17%</b>	<b>0,09%</b>	<b>0,12%</b>	<b>0,10%</b>	<b>0,19%</b>					<b>0,12%</b>
	GRANTURISMO													0
	LEVANTE	1		3	3	3	3	6						19
	QUATTROPORTE		1	1										2
	GRANCABRIO			1										1
	Ghibli	1		1		1								3
	<b>MINI</b>	<b>Total</b>	143	127	141	107	103	107	133	0	0	0	0	861
		<b>Share</b>	<b>5,90%</b>	<b>4,93%</b>	<b>4,08%</b>	<b>3,31%</b>	<b>3,18%</b>	<b>3,55%</b>	<b>4,29%</b>					<b>4,09%</b>
	ONE						1							1
	COOPER	18	13	16	13	18	17	17						112
	COOPER 5P	8	11	9	3	9	6	14						60
	COOPER S	25	20	27	17	13	15	30						147
	COOPER S 5P	15	18	23	14	10	6	17						103
	COOPER S PACEMAN													0
	COOPER S CLUBMAN	2	3	3	5		1	2						16
	COOPER S CABRIO	14	13	15	7	1	3	2						55
	COOPER S COUNTRYMAN	42	36	42	42	46	53	40						301
	COOPER JCW ROADSTER													0
	COOPER JCW CABRIO													0
	COOPER JCW COUNTRYMAN	8	6	4	2	5	3	4						32
	COOPER JCW PACEMAN													0
	COOPER HATCH JCW 3P	11	7	2	4	1	2	7						34
	COOPER S ROADSTER													0
	COOPER RED BULL													0
	<b>PORSCHE</b>	<b>Total</b>	101	102	128	121	100	127	112	0	0	0	0	791
		<b>Share</b>	<b>4,16%</b>	<b>3,96%</b>	<b>3,70%</b>	<b>3,74%</b>	<b>3,09%</b>	<b>4,22%</b>	<b>3,61%</b>					<b>3,76%</b>
	911	13	15	14	6	13	16	10						87
	911 TURBO	1	4	3	2	4	4	2						20
	BOXSTER	10	7	14	9	9	15	15						79
	CAYENNE	20	24	34	35	12	7	11						143
	CAYMAN	10	7	10	15	6	12	11						71
	MACAN	30	35	39	33	46	61	54						298
	PANAMERA	17	10	14	21	10	12	9						93

**EMPLACAMENTO DAS ASSOCIADAS ABEIFA - 2018**  
**VEÍCULOS IMPORTADOS**

MARCA/MODELO		jan	fev	mar	abr	mai	jun	jul	ago	set	out	nov	dez	Total
 <b>ROLLS ROYCE</b>	Total	0	0	0	0	0	0	1	0	0	0	0	0	1
	Share	0,00%	0,00%	0,00%	0,00%	0,00%	0,00%	0,03%						0,00%
GHOST														0
DROPHEAD														0
WRAITH														0
PHANTOM														0
DAWN								1						1
 <b>SUZUKI</b>	Total	181	200	221	197	190	204	268	0	0	0	0	0	1.461
	Share	7,46%	7,76%	6,39%	6,09%	5,87%	6,77%	8,65%						6,94%
GRAN VITARA														0
SWIFT														0
SCROSS		39	33	57	53	57	39	59						337
VITARA		142	167	164	144	133	165	209						1.124
 <b>VOLVO</b>	Total	366	280	449	536	500	537	606	0	0	0	0	0	3.274
	Share	15,09%	10,87%	12,99%	16,56%	15,44%	17,82%	19,55%						15,56%
240														0
S60		15	8	17	11	6	5							62
S90								1						1
V40		67	33	47	50	42	43	24						306
V60		3	1	7	9	8	7	8						43
XC40				62	133	121	137	335						788
XC60		200	190	236	269	249	263	160						1.567
XC90		81	48	80	64	74	82	78						507
<b>OUTROS</b>	Total	0	0	0	0	0	0	0						0
<b>TOTAL IMPORTADOS ...</b>		<b>2.425</b>	<b>2.577</b>	<b>3.457</b>	<b>3.237</b>	<b>3.238</b>	<b>3.013</b>	<b>3.100</b>	<b>0</b>	<b>0</b>	<b>0</b>	<b>0</b>	<b>0</b>	<b>21.047</b>