










EMPLACAMENTO DAS ASSOCIADAS ABEIFA - 2018
VEÍCULOS IMPORTADOS






MARCA/MODELO		jan	fev	mar	abr	mai	jun	jul	ago	set	out	nov	dez	Total
 BMW	Total	161	153	226	0	0	0	0	0	0	0	0	0	540
	Share	6,64%	5,94%	6,54%										6,38%
SÉRIE 1														0
SÉRIE 2		31	21	33										85
SÉRIE 3			1	1										2
SÉRIE 4		9	10	4										23
SÉRIE 5		26	19	28										73
SÉRIE 6														0
SÉRIE 7		2	2											4
I3														0
I8		8	2	2										12
X1		2												2
X3			19	68										87
X4		18	18	16										52
X5		30	31	32										93
X6		19	18	23										60
M135I														0
M140I		2	2	3										7
M2		4	4	5										13
M235I														0
M240I		3	1	7										11
M3 SEDAN		6	4	4										14
M4														0
M5														0
M6		1	1											2
Z3														0
Z4														0
 BYD	Total	1	0	4	0	0	0	0	0	0	0	0	0	5
	Share	0,04%	0,00%	0,12%										0,06%
E5				4										4
E6														0
T3		1												1
 CHERY	Total	0	0	0	0	0	0	0	0	0	0	0	0	0
	Share	0,00%	0,00%	0,00%										0,00%
CELER														0
CELER SEDAN														0
CIELO HATCH														0
CIELO SEDAN														0
FACE														0
QQ														0
S-18														0
TIGGO														0
OUTROS														0
 FERRARI	Total	0	3	1	0	0	0	0	0	0	0	0	0	4
	Share	0,00%	0,12%	0,03%										0,05%
458			1											1
488 GTB														0
488 SPIDER			2	1										3
CALIFORNIA														0
F12 TDF														0
FF														0
F12 BERLINETTA														0

EMPLACAMENTO DAS ASSOCIADAS ABEIFA - 2018
VEÍCULOS IMPORTADOS




MARCA/MODELO		jan	fev	mar	abr	mai	jun	jul	ago	set	out	nov	dez	Total
 GEELY	Total	0	0	0	0	0	0	0	0	0	0	0	0	0
	Share	0,00%	0,00%	0,00%										
EC-7														0
GC2														0
GX2														0
 JAC MOTORS	Total	283	341	436	0	0	0	0	0	0	0	0	0	1.060
	Share	11,67%	13,23%	12,61%										
A13 HACTH														0
J2														0
J3														0
J3 TURIN			1											1
J5		1												1
J6 2.0 5S														0
J6 2.0 7S														0
S5														0
S7		1												1
T 140														0
T 40		174	254	290										718
T 5		91	66	104										261
T 6		12	10	26										48
T 8				3										3
V260		4	10	13										27
 JAGUAR	Total	102	84	89	0	0	0	0	0	0	0	0	0	275
	Share	4,21%	3,26%	2,57%										
F-TYPE		1												1
F-PACE		62	55	63										180
XE		3	1											4
XE S		30	24	24										78
XF		1	1	1										3
XFR		5	1	1										7
XJ			2											2
XK														0
 KIA MOTORS	Total	618	983	1.416	0	0	0	0	0	0	0	0	0	3.017
	Share	25,48%	38,15%	40,96%										
BONGO		110	156	154										420
CADENZA		1												1
CARENS														0
CARNIVAL		15	26	28										69
CERATO		139	214	540										893
MOHAVE		1												1
OPTIMA														0
PICANTO		13	69	28										110
QUORIS														0
SEDONA														0
SORENTO		27	40	34										101
SOUL		1												1
SPORTAGE		310	478	632										1.420
STINGER		1												1
 LAMBORGHINI	Total	1	0	1	0	0	0	0	0	0	0	0	0	2
	Share	0,04%	0,00%	0,03%										
GALLARDO														0
HURACAN				1										1
AVENTADOR		1												1

EMPLACAMENTO DAS ASSOCIADAS ABEIFA - 2018

VEÍCULOS IMPORTADOS

MARCA/MODELO		jan	fev	mar	abr	mai	jun	jul	ago	set	out	nov	dez	Total
 LAND ROVER	Total	178	111	100	0	0	0	0	0	0	0	0	0	389
	Share	7,34%	4,31%	2,89%										
DEFENDER														0
DISCOVERY 4		62	25	18										105
DISCOVERY SPORT				1										1
EVOQUE		5	2	2										9
FREELANDER														0
RANGE ROVER			9	8										17
RANGE ROVER SPORT		25	8	9										42
VELAR		86	67	62										215
 LIFAN	Total	288	192	239	0	0	0	0	0	0	0	0	0	719
	Share	11,88%	7,45%	6,91%										
FOISON		25	18	11										54
LF 320														0
LF 530		45	34	55										134
LF 620														0
X50														0
X60		216	139	173										528
X70		2	1											3
X80														0
 MASERATI	Total	2	1	6	0	0	0	0	0	0	0	0	0	9
	Share	0,08%	0,04%	0,17%										
GRANTURISMO														0
LEVANTE		1		3										4
QUATTROPORTE			1	1										2
GRANCABRIO				1										1
GHIBLI		1		1										2
 MINI	Total	143	127	141	0	0	0	0	0	0	0	0	0	411
	Share	5,90%	4,93%	4,08%										
COOPER		18	13	16										47
COOPER 5P		8	11	9										28
COOPER S		25	20	27										72
COOPER S 5P		15	18	23										56
COOPER S PACEMAN														0
COOPER S CLUBMAN		2	3	3										8
COOPER S CABRIO		14	13	15										42
COOPER S COUNTRYMAN		42	36	42										120
COOPER JCW														0
COOPER JCW ROADSTER														0
COOPER JCW CABRIO														0
COOPER JCW COUNTRYMAN		8	6	4										18
COOPER JCW PACEMAN														0
COOPER HATCH JCW 3P		11	7	2										20
COOPER S ROADSTER														0
COOPER RED BULL														0
 PORSCHE	Total	101	102	128	0	0	0	0	0	0	0	0	0	331
	Share	4,16%	3,96%	3,70%										
911		13	15	14										42
911 TURBO		1	4	3										8
BOXSTER		10	7	14										31
CAYENNE		20	24	34										78
CAYMAN		10	7	10										27
MACAN		30	35	39										104
PANAMERA		17	10	14										41

EMPLACAMENTO DAS ASSOCIADAS ABEIFA - 2018
VEÍCULOS IMPORTADOS

MARCA/MODELO		jan	fev	mar	abr	mai	jun	jul	ago	set	out	nov	dez	Total
 ROLLS ROYCE	Total	0	0	0	0	0	0	0	0	0	0	0	0	0
	Share	0,00%	0,00%	0,00%										0,00%
GHOST														0
DROPHEAD														0
WRAITH														0
PHANTOM														0
DAWN														0
 SUZUKI	Total	181	200	221	0	0	0	0	0	0	0	0	0	602
	Share	7,46%	7,76%	6,39%										7,12%
GRAN VITARA														0
SWIFT														0
SCROSS		39	33	57										129
VITARA		142	167	164										473
 VOLVO	Total	366	280	449	0	0	0	0	0	0	0	0	0	1.095
	Share	15,09%	10,87%	12,99%										
240														0
S60		15	8	17										40
V40		67	33	47										147
V60		3	1	7										11
XC40				62										62
XC60		200	190	236										626
XC90		81	48	80										209
OUTROS	Total													0
TOTAL IMPORTADOS ...		2.425	2.577	3.457	0	0	0	0	0	0	0	0	0	8.459