











## EMPLACAMENTO DAS ASSOCIADAS ABEIFA - 2016

### VEÍCULOS IMPORTADOS






MARCA/MODELO		jan	fev	mar	abr	mai	jun	jul	ago	set	out	nov	dez	Total
 <b>ASTON MARTIN</b>	Total	0	0	0	1	0	0	0	0	0	0	0	0	1
	Share	0,00%	0,00%	0,00%	0,04%	0,00%	0,00%	0,00%	0,00%	0,00%	0,00%	0,00%	0,00%	0,00%
DB9		0	0	0	0	0	0	0	0	0	0	0	0	0
VANTAGE		0	0	0	1	0	0	0	0	0	0	0	0	1
VIRAGE		0	0	0	0	0	0	0	0	0	0	0	0	0
 <b>BMW</b>	Total	390	307	341	236	185	199	260	285	255	281	253	0	2.992
	Share	10,62%	10,69%	10,28%	8,26%	6,86%	7,14%	7,79%	9,71%	9,26%	10,65%	9,55%		9,20%
SÉRIE 1		0	0	0	1	0	0	0	0	0	0	0		1
SÉRIE 2		9	12	18	8	12	31	28	24	34	33	42		251
SÉRIE 3		19	9	30	27	18	32	27	41	20	19	17		259
SÉRIE 4		12	3	6	15	14	13	15	8	7	32	24		149
SÉRIE 5		13	17	12	8	9	15	10	17	6	5	4		116
SÉRIE 6		0	2	1	3	2	0	0	0	0	0	0		8
SÉRIE 7		3	1	1	1	2	0	3	7	3	4	3		28
I3		10	6	10	7	8	9	11	7	10	9	13		100
I8		0	0	0	0	0	0	2	1	0	0	0		3
X1		91	63	59	47	14	3	1	3	2	0	0		283
X3		5	3	4	0	2	0	1	1	0	1	0		17
X4		58	67	64	36	43	40	61	56	61	54	29		569
X5		58	48	51	27	14	16	40	59	61	67	67		508
X6		55	43	65	29	22	14	22	24	28	37	36		375
M135I		9	3	4	3	6	7	5	5	0	2	1		45
M2		0	0	0	0	4	0	5	4	0	3	2		18
M235I		8	5	3	3	3	2	2	3	1	0	2		32
M3 SEDAN		15	16	10	11	5	8	7	12	9	4	5		102
M4		3	1	1	1	0	4	4	3	1	3	1		22
M5		2	2	0	2	0	0	2	3	0	0	1		12
M6		11	1	1	4	0	2	3	4	2	3	3		34
Z4		9	5	1	3	7	3	11	3	10	5	3		60
 <b>BYD</b>	Total	0	1	0	1	0	2	1	3	2	0	3	0	13
	Share	0,00%	0,03%	0,00%	0,04%	0,00%	0,07%	0,03%	0,10%	0,07%	0,00%	0,11%		0,04%
E6		0	1	0	1	0	0	1	3	1	0	3		10
T3		0	0	0	0	0	2	0	0	1	0	0		3
 <b>CHERY</b>	Total	86	78	74	131	95	55	58	59	40	29	21	0	726
	Share	2,34%	2,72%	2,23%	4,59%	3,52%	1,97%	1,74%	2,01%	1,45%	1,10%	0,79%		2,23%
CELER		10	12	5	3	1	1	0	2	7	1	0		42
CELER SEDAN		3	5	5	7	1	0	1	0	0	0	0		22
CIELO HATCH		0	0	0	0	0	1	1	0	0	0	0		2
CIELO SEDAN		0	1	0	0	0	0	0	0	0	0	0		1
FACE		0	1	0	0	0	0	0	0	0	0	0		1
QQ		50	34	44	90	51	23	14	16	5	4	0		331
S-18		0	1	0	0	0	0	1	0	0	0	0		2
TIGGO		23	24	20	31	42	30	40	41	28	24	21		324
OUTROS		0	0	0	0	0	0	1	0	0	0	0		1
 <b>FERRARI</b>	Total	2	0	1	3	0	1	0	3	3	2	5	0	20
	Share	0,05%	0,00%	0,03%	0,11%	0,00%	0,04%	0,00%	0,10%	0,11%	0,08%	0,19%		0,06%
308 GTS		0	0	0	0	0	0	0	0	0	0	0		0
458		1	0	0	1	0	0	0	1	0	0	0		3
488 GTB		0	0	1	0	0	1	0	1	0	1	1		5
488 SPIDER		0	0	0	0	0	0	0	0	1	1	0		2
CALIFORNIA		1	0	0	1	0	0	0	1	1	0	1		5
F12 TDF		0	0	0	0	0	0	0	0	1	0	2		3
FF		0	0	0	1	0	0	0	0	0	0	0		1
F12 BERLINETTA		0	0	0	0	0	0	0	0	0	0	1		1

**EMPLACAMENTO DAS ASSOCIADAS ABEIFA - 2016**  
**VEÍCULOS IMPORTADOS**




MARCA/MODELO		jan	fev	mar	abr	mai	jun	jul	ago	set	out	nov	dez	Total
 <b>GEELY</b>	<b>Total</b>	73	26	82	18	19	18	15	23	20	23	24	0	341
	<b>Share</b>	1,99%	0,91%	2,47%	0,63%	0,70%	0,65%	0,45%	0,78%	0,73%	0,87%	0,91%		1,05%
EC-7		19	13	48	6	9	7	5	10	9	10	9		145
GC2		54	13	34	12	10	11	10	13	11	13	15		196
GX2		0	0	0	0	0	0	0	0	0	0	0		0
 <b>JAC MOTORS</b>	<b>Total</b>	285	186	246	280	208	198	212	219	148	89	153	0	2.224
	<b>Share</b>	7,76%	6,48%	7,42%	9,80%	7,72%	7,10%	6,35%	7,46%	5,37%	3,37%	5,77%		6,84%
A13 HACTH		0	0	0	0	0	0	0	0	0	0	0		0
J2		28	27	21	16	12	7	24	35	25	9	4		208
J3		52	33	36	26	23	27	27	18	7	0	20		269
J3 TURIN		88	45	34	37	46	20	31	34	21	5	9		370
J5		21	9	14	7	2	5	6	10	8	5	1		88
J6 2.0 5S		0	0	0	0	0	0	0	0	0	0	0		0
J6 2.0 7S		5	6	3	3	2	3	2	2	22	3	1		52
T 140		0	1	0	1	0	0	0	1	0	0	0		3
T 5		0	0	60	152	100	114	94	76	4	20	96		716
T 6		74	47	57	33	17	18	23	41	52	41	19		422
T 8		17	18	21	5	6	4	5	2	9	6	3		96
 <b>JAGUAR</b>	<b>Total</b>	51	49	83	40	60	49	64	54	77	78	95	0	700
	<b>Share</b>	1,39%	1,71%	2,50%	1,40%	2,23%	1,76%	1,92%	1,84%	2,80%	2,96%	3,58%		2,15%
F-TYPE		3	0	3	0	0	1	4	2	1	0	3		17
F-PACE		0	0	0	0	0	2	13	0	44	44	41		144
XE		37	42	60	34	49	33	38	37	28	27	40		425
XE S		0	3	0	2	2	0	1	1	1	1	2		13
XF		11	4	17	4	9	11	5	11	3	6	9		90
XFR		0	0	0	0	0	1	3	2	0	0	0		6
XJ		0	0	3	0	0	1	0	1	0	0	0		5
XK		0	0	0	0	0	0	0	0	0	0	0		0
 <b>KIA MOTORS</b>	<b>Total</b>	1.032	840	790	759	767	807	1.276	854	728	995	960	0	9.808
	<b>Share</b>	28,10%	29,26%	23,82%	26,58%	28,45%	28,95%	38,24%	29,09%	26,43%	37,70%	36,23%		30,16%
BONGO		88	97	119	117	100	86	120	107	136	120	157		1.247
CADENZA		3	1	5	6	2	1	1	1	0	2	1		23
CARENS		0	0	0	0	0	0	0	0	0	0	0		0
CARNIVAL		5	4	6	11	9	7	10	7	6	10	13		88
CERATO		104	134	135	134	142	161	156	198	176	118	68		1.526
MOHAVE		2	3	2	5	3	2	4	7	2	1	2		33
OPTIMA		12	6	10	7	5	6	5	4	3	5	2		65
PICANTO		340	233	141	141	127	95	147	133	148	118	132		1.755
QUORIS		0	1	1	0	0	0	3	0	0	0	1		6
SEDONA		0	0	0	0	0	1	0	0	0	0	0		1
SORENTO		60	36	39	44	43	56	146	107	49	69	75		724
SOUL		37	47	26	32	25	37	19	32	29	36	19		339
SPORTAGE		381	278	306	262	311	355	665	258	179	516	490		4.001
 <b>LAMBORGHINI</b>	<b>Total</b>	0	0	0	0	1	1	0	0	0	0	0	0	2
	<b>Share</b>	0,00%	0,00%	0,00%	0,00%	0,04%	0,04%	0,00%	0,00%	0,00%	0,00%	0,00%		0,01%
GALLARDO		0	0	0	0	0	0	0	0	0	0	0		0
HURACAN		0	0	0	0	1	0	0	0	0	0	0		1
AVENTADOR		0	0	0	0	0	1	0	0	0	0	0		1

## EMPLACAMENTO DAS ASSOCIADAS ABEIFA - 2016

### VEÍCULOS IMPORTADOS

MARCA/MODELO		jan	fev	mar	abr	mai	jun	jul	ago	set	out	nov	dez	Total	
	<b>LAND ROVER</b>	<b>Total</b>	735	552	673	553	550	527	536	526	519	313	248	0	5.732
		<b>Share</b>	<b>20,02%</b>	<b>19,23%</b>	<b>20,29%</b>	<b>19,36%</b>	<b>20,40%</b>	<b>18,90%</b>	<b>16,06%</b>	<b>17,92%</b>	<b>18,85%</b>	<b>11,86%</b>	<b>9,36%</b>		<b>17,63%</b>
	DEFENDER	0	1	0	0	0	0	2	0	2	0	3		8	
	DISCOVERY 4	78	38	58	57	51	35	51	32	24	22	26		472	
	DISCOVERY SPORT	392	314	349	258	245	266	260	284	308	179	104		2.959	
	EVOQUE	199	146	179	170	192	165	135	144	132	56	58		1.576	
	FREELANDER	0	0	0	0	0	0	0	0	0	0	0		0	
	RANGE ROVER	5	4	13	7	3	1	7	7	7	11	4		69	
	RANGE ROVER SPORT	61	49	74	61	59	60	81	59	46	45	53		648	
	<b>LIFAN</b>	<b>Total</b>	354	290	407	262	233	296	260	220	246	264	255	0	3.087
		<b>Share</b>	<b>9,64%</b>	<b>10,10%</b>	<b>12,27%</b>	<b>9,17%</b>	<b>8,64%</b>	<b>10,62%</b>	<b>7,79%</b>	<b>7,49%</b>	<b>8,93%</b>	<b>10,00%</b>	<b>9,62%</b>		<b>9,49%</b>
	FOISON	57	57	67	55	45	41	42	41	35	31	34		505	
	LF 320	0	0	1	1	0	0	0	0	0	0	0		2	
	LF 530	65	40	97	74	58	78	66	45	62	54	80		719	
	LF 620	0	0	1	0	0	0	0	0	0	0	0		1	
	X50	0	0	0	0	0	0	0	0	0	0	0		0	
	X60	232	193	241	132	130	177	152	134	149	179	141		1.860	
	<b>MASERATI</b>	<b>Total</b>	3	2	0	0	1	1	0	2	0	0	1	0	10
		<b>Share</b>	<b>0,08%</b>	<b>0,07%</b>	<b>0,00%</b>	<b>0,00%</b>	<b>0,04%</b>	<b>0,04%</b>	<b>0,00%</b>	<b>0,07%</b>	<b>0,00%</b>	<b>0,00%</b>	<b>0,04%</b>		<b>0,03%</b>
	GRANTURISMO	1	0	0	0	0	1	0	0	0	0	0		2	
	QUATTROPORTE	2	0	0	0	0	0	0	0	0	0	0		2	
	GRAN CABRIO	0	0	0	0	1	0	0	0	0	0	0		1	
	GHIBLI S Q4	0	2	0	0	0	0	0	2	0	0	1		5	
	<b>MINI</b>	<b>Total</b>	94	118	113	98	68	72	80	90	118	117	108	0	1.076
		<b>Share</b>	<b>2,56%</b>	<b>4,11%</b>	<b>3,41%</b>	<b>3,43%</b>	<b>2,52%</b>	<b>2,58%</b>	<b>2,40%</b>	<b>3,07%</b>	<b>4,28%</b>	<b>4,43%</b>	<b>4,08%</b>		<b>3,31%</b>
	ONE	1	0	0	0	0	0	0	0	0	0	0		1	
	COOPER	7	9	1	7	12	4	3	5	9	15	12		84	
	COOPER 5P	5	6	6	6	4	3	9	8	5	5	6		63	
	COOPER S	38	45	28	19	18	18	28	25	30	40	35		324	
	COOPER S 5P	19	26	34	26	12	17	21	19	29	25	26		254	
	COOPER S PACEMAN	0	0	0	0	0	0	0	0	0	0	0		0	
	COOPER CLUBMAN S	2	2	5	2	9	11	7	9	13	9	9		78	
	COOPER S CABRIO	1	2	1	1	0	0	0	12	20	9	7		53	
	COOPER COUNTRYMAN	16	19	30	27	4	2	1	0	0	0	0		99	
	COOPER JCW	0	0	0	0	0	0	0	0	0	0	0		0	
	COOPER JCW ROADSTER	0	0	0	0	0	0	0	0	0	0	0		0	
	COOPER JCW CABRIO	0	0	0	0	0	0	0	0	0	0	0		0	
	COOPER JCW COUNTRYMAN	0	1	2	6	5	6	2	1	1	0	0		24	
	COOPER JCW PACEMAN	3	0	0	0	0	1	0	0	0	0	0		4	
	COOPER HATCH JCW 3P	2	8	6	4	4	10	9	11	11	14	13		92	
	COOPER S ROADSTER	0	0	0	0	0	0	0	0	0	0	0		0	
	COOPER RED BULL	0	0	0	0	0	0	0	0	0	0	0		0	
	<b>PORSCHE</b>	<b>Total</b>	61	56	53	66	71	89	101	124	93	94	67	0	875
		<b>Share</b>	<b>1,66%</b>	<b>1,95%</b>	<b>1,60%</b>	<b>2,31%</b>	<b>2,63%</b>	<b>3,19%</b>	<b>3,03%</b>	<b>4,22%</b>	<b>3,38%</b>	<b>3,56%</b>	<b>2,53%</b>		<b>2,69%</b>
	911	7	1	4	2	8	11	21	24	19	8	0		105	
	911 TURBO	1	0	0	2	0	0	2	7	4	3	2		21	
	BOXSTER	3	4	0	0	9	5	3	16	15	24	17		96	
	CAYENNE	27	28	21	31	30	47	39	26	19	23	11		302	
	CAYMAN	4	2	2	5	5	2	2	7	1	1	3		34	
	MACAN	18	20	26	25	15	24	34	44	33	31	30		300	
	PANAMERA	1	1	0	1	4	0	0	0	2	4	4		17	

**EMPLACAMENTO DAS ASSOCIADAS ABEIFA - 2016**  
**VEÍCULOS IMPORTADOS**

MARCA/MODELO		jan	fev	mar	abr	mai	jun	jul	ago	set	out	nov	dez	Total
 <b>ROLLS ROYCE</b>	Total	0	0	0	0	0	0	0	1	0	0	0	0	1
	Share	0,00%	0,00%	0,00%	0,00%	0,00%	0,00%	0,00%	0,03%	0,00%	0,00%	0,00%	0,00%	0,00%
GHOST		0	0	0	0	0	0	0	0	0	0	0	0	0
DROPHEAD		0	0	0	0	0	0	0	0	0	0	0	0	0
WRAITH		0	0	0	0	0	0	0	1	0	0	0	0	1
PHANTOM		0	0	0	0	0	0	0	0	0	0	0	0	0
 <b>SUZUKI</b>	Total	174	139	175	154	161	163	169	164	195	84	171	0	1.749
	Share	4,74%	4,84%	5,28%	5,39%	5,97%	5,85%	5,06%	5,59%	7,08%	3,18%	6,45%		5,38%
GRAN VITARA		103	69	56	54	61	66	75	70	136	9	57		756
SWIFT		20	10	7	7	7	12	10	3	4	2	5		87
SX4		51	60	112	93	93	85	84	91	55	73	109		906
 <b>VOLVO</b>	Total	319	215	268	254	277	310	305	309	310	270	286	0	3.123
	Share	8,69%	7,49%	8,08%	8,89%	10,27%	11,12%	9,14%	10,52%	11,26%	10,23%	10,79%		9,60%
S60		19	16	28	20	18	16	26	18	14	26	34		235
V40		56	21	42	36	49	65	51	39	47	31	22		459
V60		17	6	12	5	14	15	8	11	6	9	14		117
XC60		193	150	165	175	165	181	171	178	182	170	185		1.915
XC90		34	22	21	18	31	33	49	63	61	34	31		397
<b>OUTROS</b>	Total	13	12	11	0	0	0	0	0	0	0	0		36
<b>TOTAL IMPORTADOS ...</b>		<b>3.672</b>	<b>2.871</b>	<b>3.317</b>	<b>2.856</b>	<b>2.696</b>	<b>2.788</b>	<b>3.337</b>	<b>2.936</b>	<b>2.754</b>	<b>2.639</b>	<b>2.650</b>	<b>0</b>	<b>32.516</b>