










## EMPLACAMENTO DAS ASSOCIADAS ABEIFA - 2017

### VEÍCULOS IMPORTADOS






MARCA/MODELO		jan	fev	mar	abr	mai	jun	jul	ago	set	out	nov	dez	Total	
	<b>BMW</b>	<b>Total</b>	128	130	152	143	171	210	226	213	176	0	0	0	1.549
		<b>Share</b>	6,58%	7,71%	6,20%	7,00%	6,68%	8,07%	8,33%	7,55%	7,40%				7,31%
	SÉRIE 1	0	0	0	0	0	1	0	0	0				1	
	SÉRIE 2	11	13	7	5	1	2	20	32	26				117	
	SÉRIE 3	13	29	25	24	16	5	3	4	2				121	
	SÉRIE 4	17	13	33	24	33	49	34	12	8				223	
	SÉRIE 5	1	2	6	22	25	47	35	59	39				236	
	SÉRIE 6	0	0	0	0	0	1	0	0	1				2	
	SÉRIE 7	3	2	2	2	2	5	5	3	1				25	
	I3	7	1	4	4	3	4	1	2	0				26	
	I8	2	0	0	0	1	0	0	0	0				3	
	X1	0	2	0	0	2	2	0	0	0				6	
	X3	0	1	2	1	0	2	0	0	1				7	
	X4	12	7	12	13	3	0	0	2	0				49	
	X5	6	3	8	10	24	43	62	47	39				242	
	X6	33	25	31	25	25	21	29	31	27				247	
	M135I	1	0	1	0	0	0	0	0	0				2	
	M140I	3	5	3	1	10	9	7	4	4				46	
	M2	5	8	2	2	5	2	5	4	3				36	
	M235I	0	0	0	0	0	0	0	0	0				0	
	M240I	4	7	6	1	5	5	9	1	8				46	
	M3 SEDAN	3	7	5	6	12	6	11	9	13				72	
	M4	4	0	1	0	1	1	1	2	1				11	
	M5	0	0	0	0	0	0	0	0	0				0	
	M6	1	2	2	3	1	4	3	1	3				20	
	Z3	0	0	0	0	0	0	1	0	0				1	
	Z4	2	3	2	0	2	1	0	0	0				10	
	<b>BYD</b>	<b>Total</b>	2	2	6	4	1	1	1	4	4	0	0	0	25
		<b>Share</b>	0,10%	0,12%	0,24%	0,20%	0,04%	0,04%	0,04%	0,14%	0,17%				0,12%
	E5	0	0	0	0	0	0	0	0	3				3	
	E6	2	1	1	1	0	0	0	4	1				10	
	T3	0	1	5	3	1	1	1	0	0				12	
	<b>CHERY</b>	<b>Total</b>	14	6	2	2	1	2	0	2	1	0	0	0	30
		<b>Share</b>	0,72%	0,36%	0,08%	0,10%	0,04%	0,08%	0,00%	0,07%	0,04%				0,14%
	CELER	0	0	0	0	0	0	0	0	0				0	
	CELER SEDAN	1	0	0	0	0	0	0	0	0				1	
	CIELO HATCH	0	0	0	0	0	0	0	0	1				1	
	CIELO SEDAN	0	0	0	0	0	0	0	0	0				0	
	FACE	0	0	0	1	0	0	0	0	0				1	
	QQ	1	1	0	0	0	0	0	2	0				4	
	S-18	0	0	0	0	0	0	0	0	0				0	
	TIGGO	12	5	2	1	1	2	0	0	0				23	
	OUTROS	0	0	0	0	0	0	0	0	0				0	
	<b>FERRARI</b>	<b>Total</b>	1	3	0	0	4	3	1	4	0	0	0	0	16
		<b>Share</b>	0,05%	0,18%	0,00%	0,00%	0,16%	0,12%	0,04%	0,14%	0,00%				0,08%
	458	0	1	0	0	1	2	0	0	0				4	
	488 GTB	0	0	0	0	1	0	1	0	0				2	
	488 SPIDER	1	1	0	0	1	1	0	1	0				5	
	CALIFORNIA	0	0	0	0	1	0	0	3	0				4	
	F12 TDF	0	0	0	0	0	0	0	0	0				0	
	FF	0	0	0	0	0	0	0	0	0				0	
	F12 BERLINETTA	0	1	0	0	0	0	0	0	0				1	

**EMPLACAMENTO DAS ASSOCIADAS ABEIFA - 2017**  
**VEÍCULOS IMPORTADOS**




MARCA/MODELO		jan	fev	mar	abr	mai	jun	jul	ago	set	out	nov	dez	Total
 <b>GEELY</b>	<b>Total</b>	24	11	6	9	6	11	3	0	2	0	0	0	72
	<b>Share</b>	1,23%	0,65%	0,24%	0,44%	0,23%	0,42%	0,11%	0,00%	0,08%				0,34%
EC-7		16	4	2	5	2	8	3	0	2				42
GC2		8	7	4	4	4	3	0	0	0				30
GX2		0	0	0	0	0	0	0	0	0				0
 <b>JAC MOTORS</b>	<b>Total</b>	290	217	293	309	298	247	307	258	308	0	0	0	2.527
	<b>Share</b>	14,91%	12,87%	11,94%	15,12%	11,65%	9,49%	11,32%	9,15%	12,95%				11,92%
A13 HACTH		0	0	0	0	0	0	0	0	0				0
J2		1	1	0	0	0	0	1	0	0				3
J3		34	16	11	3	9	6	3	1	0				83
J3 TURIN		26	33	51	38	28	8	3	1	0				188
J5		9	6	4	11	17	17	9	13	2				88
J6 2.0 5S		0	0	0	0	0	0	0	0	0				0
J6 2.0 7S		13	4	5	2	1	2	1	0	0				28
S5		0	1	0	0	0	0	1	0	0				2
T 140		0	0	0	0	0	1	0	0	0				1
T 40		0	0	0	0	0	0	30	0	173				203
T 5		185	142	203	243	230	191	250	238	128				1.810
T 6		17	12	16	10	9	18	7	3	5				97
T 8		5	2	3	2	4	4	2	2	0				24
 <b>JAGUAR</b>	<b>Total</b>	72	103	123	98	167	109	99	112	79	0	0	0	962
	<b>Share</b>	3,70%	6,11%	5,01%	4,79%	6,53%	4,19%	3,65%	3,97%	3,32%				4,54%
F-TYPE		2	1	3	1	3	3	1	3	1				18
F-PACE		37	47	69	64	114	60	68	70	56				585
XE		10	9	9	4	3	15	7	11	6				74
XE S		20	36	33	22	38	22	19	15	10				215
XF		1	8	4	4	3	5	3	6	3				37
XFR		2	2	4	2	6	3	1	7	3				30
XJ		0	0	1	1	0	1	0	0	0				3
XK		0	0	0	0	0	0	0	0	0				0
 <b>KIA MOTORS</b>	<b>Total</b>	582	454	827	608	701	765	777	847	652	0	0	0	6.213
	<b>Share</b>	29,92%	26,93%	33,71%	29,75%	27,40%	29,39%	28,65%	30,02%	27,41%				29,31%
BONGO		126	101	128	85	90	148	159	166	153				1.156
CADENZA		0	1	0	1	0	1	1	0	0				4
CARENS		0	0	0	0	0	0	0	0	0				0
CARNIVAL		9	11	13	9	6	14	15	16	14				107
CERATO		107	102	131	109	116	151	147	196	120				1.179
MOHAVE		1	1	2	2	4	0	1	0	0				11
OPTIMA		1	1	1	0	0	0	0	0	1				4
PICANTO		92	92	118	165	69	73	45	38	26				718
QUORIS		0	2	0	1	0	1	0	0	0				4
SEDONA		0	0	0	0	0	0	0	0	0				0
SORENTO		30	28	33	17	35	28	32	18	24				245
SOUL		36	34	50	24	23	31	39	27	10				274
SPORTAGE		180	81	351	195	358	318	338	386	304				2.511
 <b>LAMBORGHINI</b>	<b>Total</b>	1	1	0	2	0	2	0	0	3	0	0	0	9
	<b>Share</b>	0,05%	0,06%	0,00%	0,10%	0,00%	0,08%	0,00%	0,00%	0,13%				0,04%
GALLARDO		0	0	0	0	0	0	0	0	0				0
HURACAN		1	1	0	2	0	2	0	0	2				8
AVENTADOR		0	0	0	0	0	0	0	0	1				1

## EMPLACAMENTO DAS ASSOCIADAS ABEIFA - 2017

### VEÍCULOS IMPORTADOS

MARCA/MODELO		jan	fev	mar	abr	mai	jun	jul	ago	set	out	nov	dez	Total	
	<b>LAND ROVER</b>	<b>Total</b>	116	79	122	99	126	136	238	148	98	0	0	0	1.162
		<b>Share</b>	5,96%	4,69%	4,97%	4,84%	4,93%	5,22%	8,78%	5,25%	4,12%				5,48%
	DEFENDER	5	0	0	1	1	0	0	0	0				7	
	DISCOVERY 4	12	12	27	15	31	52	129	61	35				374	
	DISCOVERY SPORT	27	21	20	14	6	2	2	1	2				95	
	EVOQUE	44	23	15	17	29	17	9	5	8				167	
	FREELANDER	0	0	0	0	0	0	0	0	0				0	
	RANGE ROVER	4	3	4	2	3	4	9	3	3				35	
	RANGE ROVER SPORT	24	20	56	50	56	61	89	78	50				484	
	<b>LIFAN</b>	<b>Total</b>	161	153	239	162	247	287	283	383	302	0	0	0	2.217
		<b>Share</b>	8,28%	9,07%	9,74%	7,93%	9,66%	11,03%	10,44%	13,58%	12,69%				10,46%
	FOISON	29	25	39	21	38	40	25	38	36				291	
	LF 320	0	0	0	0	0	0	0	0	0				0	
	LF 530	58	52	77	57	73	72	43	67	41				540	
	LF 620	0	0	0	0	7	0	0	0	0				7	
	X50	0	0	0	0	0	0	0	1	0				1	
	X60	74	76	123	84	129	175	215	276	225				1.377	
	X80	0	0	0	0	0	0	0	1	0				1	
	<b>MASERATI</b>	<b>Total</b>	3	6	6	7	5	5	1	2	11	0	0	0	46
		<b>Share</b>	0,15%	0,36%	0,24%	0,34%	0,20%	0,19%	0,04%	0,07%	0,46%				0,22%
	GRANTURISMO	0	0	0	1	0	0	0	0	0				1	
	LEVANTE	3	3	6	6	5	5	1	2	10				41	
	QUATTROPORTE	0	0	0	0	0	0	0	0	0				0	
	GRAN CABRIO	0	0	0	0	0	0	0	0	0				0	
	GHIBLI	0	3	0	0	0	0	0	0	1				4	
	<b>MINI</b>	<b>Total</b>	111	103	104	78	149	139	144	157	130	0	0	0	1.115
		<b>Share</b>	5,71%	6,11%	4,24%	3,82%	5,82%	5,34%	5,31%	5,57%	5,46%				5,26%
	ONE	0	0	0	0	0	0	0	0	0				0	
	COOPER	11	6	6	0	4	6	3	8	7				51	
	COOPER 5P	1	1	1	1	1	0	2	5	6				18	
	COOPER S	41	33	40	39	42	35	45	42	35				352	
	COOPER S 5P	27	19	28	16	33	26	22	27	17				215	
	COOPER S PACEMAN	0	0	0	0	0	0	0	0	0				0	
	COOPER CLUBMAN S	6	11	10	8	15	16	6	8	1				81	
	COOPER S CABRIO	14	18	14	3	7	4	13	7	14				94	
	COOPER S COUNTRYMAN	0	0	0	6	39	42	38	47	40				212	
	COOPER JCW	0	0	0	0	0	0	0	0	0				0	
	COOPER JCW ROADSTER	0	0	0	0	0	0	0	0	0				0	
	COOPER JCW CABRIO	0	0	0	0	0	0	0	0	0				0	
	COOPER JCW COUNTRYMAN	0	0	0	0	0	0	0	0	0				0	
	COOPER JCW PACEMAN	0	0	0	0	0	0	0	0	0				0	
	COOPER HATCH JCW 3P	11	15	5	5	8	10	15	13	10				92	
	COOPER S ROADSTER	0	0	0	0	0	0	0	0	0				0	
	COOPER RED BULL	0	0	0	0	0	0	0	0	0				0	
	<b>PORSCHE</b>	<b>Total</b>	69	64	114	63	123	120	99	104	110	0	0	0	866
		<b>Share</b>	3,55%	3,80%	4,65%	3,08%	4,81%	4,61%	3,65%	3,69%	4,62%				4,08%
	911	10	13	11	12	14	24	11	23	20				138	
	911 TURBO	3	3	3	1	1	2	5	1	2				21	
	BOXSTER	5	0	2	1	14	11	13	13	20				79	
	CAYENNE	22	16	31	17	38	32	30	29	27				242	
	CAYMAN	4	8	10	1	3	0	5	0	1				32	
	MACAN	24	20	50	31	40	46	33	34	39				317	
	PANAMERA	1	4	7	0	13	5	2	4	1				37	

**EMPLACAMENTO DAS ASSOCIADAS ABEIFA - 2017**  
**VEÍCULOS IMPORTADOS**

MARCA/MODELO		jan	fev	mar	abr	mai	jun	jul	ago	set	out	nov	dez	Total
 <b>ROLLS ROYCE</b>	Total	0	0	1	0	0	0	0	1	0	0	0	0	2
	Share	0,00%	0,00%	0,04%	0,00%	0,00%	0,00%	0,00%	0,04%	0,00%				0,01%
GHOST		0	0	0	0	0	0	0	0	0				0
DROPHEAD		0	0	0	0	0	0	0	0	0				0
WRAITH		0	0	0	0	0	0	0	0	0				0
PHANTOM		0	0	1	0	0	0	0	0	0				1
DAWN		0	0	0	0	0	0	0	1	0				1
 <b>SUZUKI</b>	Total	132	153	199	201	258	274	249	234	198	0	0	0	1.898
	Share	6,79%	9,07%	8,11%	9,83%	10,09%	10,53%	9,18%	8,29%	8,32%				8,95%
GRAN VITARA		3	3	2	2	1	0	0	0	1				12
SWIFT		4	5	2	4	4	1	2	0	1				23
SCROSS		66	52	63	53	69	57	52	64	47				523
VITARA		59	93	132	142	184	216	195	170	149				1.340
 <b>VOLVO</b>	Total	239	201	259	259	301	292	284	352	305	0	0	0	2.492
	Share	12,29%	11,92%	10,56%	12,67%	11,77%	11,22%	10,47%	12,48%	12,82%				11,75%
240		0	0	0	0	0	0	1	0	0				1
S60		13	9	10	10	7	23	13	19	14				118
V40		16	28	40	27	52	23	32	33	31				282
V60		3	2	11	9	5	3	5	7	4				49
XC60		159	130	164	191	201	212	212	242	190				1.701
XC90		48	32	34	22	36	31	21	51	66				341
<b>OUTROS</b>	Total	0	0	0	0	0	0	0	0	0				0
<b>TOTAL IMPORTADOS ...</b>		<b>1.945</b>	<b>1.686</b>	<b>2.453</b>	<b>2.044</b>	<b>2.558</b>	<b>2.603</b>	<b>2.712</b>	<b>2.821</b>	<b>2.379</b>	<b>0</b>	<b>0</b>	<b>0</b>	<b>21.201</b>