











EMPLACAMENTO DAS ASSOCIADAS ABEIFA - 2016

VEÍCULOS IMPORTADOS






MARCA/MODELO		jan	fev	mar	abr	mai	jun	jul	ago	set	out	nov	dez	Total
 ASTON MARTIN	Total	0	0	0	1	0	0	0	0	0	0	0	0	1
	Share	0,00%	0,00%	0,00%	0,04%	0,00%	0,00%	0,00%	0,00%					0,00%
DB9		0	0	0	0	0	0	0						0
VANTAGE		0	0	0	1	0	0	0						1
RAPIDE		0	0	0	0	0	0	0						0
VIRAGE		0	0	0	0	0	0	0						0
 BMW	Total	390	307	341	236	185	199	260	0	0	0	0	0	1.918
	Share	10,62%	10,69%	10,28%	8,26%	6,86%	7,14%	7,79%						8,91%
SÉRIE 1		0	0	0	1	0	0	0						1
SÉRIE 2		9	12	18	8	12	31	28						118
SÉRIE 3		19	9	30	27	18	32	27						162
SÉRIE 4		12	3	6	15	14	13	15						78
SÉRIE 5		13	17	12	8	9	15	10						84
SÉRIE 6		0	2	1	3	2	0	0						8
SÉRIE 7		3	1	1	1	2	0	3						11
I3		10	6	10	7	8	9	11						61
I8		0	0	0	0	0	0	2						2
X1		91	63	59	47	14	3	1						278
X3		5	3	4	0	2	0	1						15
X4		58	67	64	36	43	40	61						369
X5		58	48	51	27	14	16	40						254
X6		55	43	65	29	22	14	22						250
M135I		9	3	4	3	6	7	5						37
M2		0	0	0	0	4	0	5						9
M235I		8	5	3	3	3	2	2						26
M3 SEDAN		15	16	10	11	5	8	7						72
M4		3	1	1	1	0	4	4						14
M5		2	2	0	2	0	0	2						8
M6		11	1	1	4	0	2	3						22
Z3		0	0	0	0	0	0	0						0
Z4		9	5	1	3	7	3	11						39
 BYD	Total	0	1	0	1	0	2	1	0	0	0	0	0	5
	Share	0,00%	0,03%	0,00%	0,04%	0,00%	0,07%	0,03%						0,02%
E6		0	1	0	1	0	0	1						3
T3		0	0	0	0	0	2	0						2
 CHERY	Total	86	78	74	131	95	55	58	0	0	0	0	0	577
	Share	2,34%	2,72%	2,23%	4,59%	3,52%	1,97%	1,74%						2,68%
CELER		10	12	5	3	1	1	0						32
CELER SEDAN		3	5	5	7	1	0	1						22
CIELO HATCH		0	0	0	0	0	1	1						2
CIELO SEDAN		0	1	0	0	0	0	0						1
FACE		0	1	0	0	0	0	0						1
QQ		50	34	44	90	51	23	14						306
S-18		0	1	0	0	0	0	1						2
TIGGO		23	24	20	31	42	30	40						210
OUTROS		0	0	0	0	0	0	1						1
 FERRARI	Total	2	0	1	3	0	1	0	0	0	0	0	0	7
	Share	0,05%	0,00%	0,03%	0,11%	0,00%	0,04%	0,00%						0,03%
308 GTS		0	0	0	0	0	0	0						0
458		1	0	0	1	0	0	0						2
488 GTB		0	0	1	0	0	1	0						2
CALIFORNIA		1	0	0	1	0	0	0						2
FF		0	0	0	1	0	0	0						1
F12 BERLINETTA		0	0	0	0	0	0	0						0

EMPLACAMENTO DAS ASSOCIADAS ABEIFA - 2016
VEÍCULOS IMPORTADOS




MARCA/MODELO		jan	fev	mar	abr	mai	jun	jul	ago	set	out	nov	dez	Total
 GEELY	Total	73	26	82	18	19	18	15	0	0	0	0	0	251
	Share	1,99%	0,91%	2,47%	0,63%	0,70%	0,65%	0,45%						1,17%
EC-7		19	13	48	6	9	7	5						107
GC2		54	13	34	12	10	11	10						144
GX2		0	0	0	0	0	0	0						0
 JAC MOTORS	Total	285	186	246	280	208	198	212	0	0	0	0	0	1.615
	Share	7,76%	6,48%	7,42%	9,80%	7,72%	7,10%	6,35%						7,50%
A13 HACTH		0	0	0	0	0	0	0						0
J2		28	27	21	16	12	7	24						135
J3		52	33	36	26	23	27	27						224
J3 TURIN		88	45	34	37	46	20	31						301
J5		21	9	14	7	2	5	6						64
J6 2.0 5S		0	0	0	0	0	0	0						0
J6 2.0 7S		5	6	3	3	2	3	2						24
S3		0	0	0	0	0	0	0						0
S5		0	0	0	0	0	0	0						0
T 140		0	1	0	1	0	0	0						2
T 5		0	0	60	152	100	114	94						520
T 6		74	47	57	33	17	18	23						269
T 8		17	18	21	5	6	4	5						76
 JAGUAR	Total	51	49	83	40	60	49	64	0	0	0	0	0	396
	Share	1,39%	1,71%	2,50%	1,40%	2,23%	1,76%	1,92%						1,84%
F-TYPE		3	0	3	0	0	1	4						11
F-PACE		0	0	0	0	0	2	13						15
XE		37	42	60	34	49	33	38						293
XE S		0	3	0	2	2	0	1						8
XF		11	4	17	4	9	11	5						61
XFR		0	0	0	0	0	1	3						4
XJ		0	0	3	0	0	1	0						4
XK		0	0	0	0	0	0	0						0
 KIA MOTORS	Total	1.032	840	790	759	767	807	1.276	0	0	0	0	0	6.271
	Share	28,10%	29,26%	23,82%	26,58%	28,45%	28,95%	38,24%						29,12%
BONGO		88	97	119	117	100	86	120						727
CADENZA		3	1	5	6	2	1	1						19
CARENS		0	0	0	0	0	0	0						0
CARNIVAL		5	4	6	11	9	7	10						52
CERATO		104	134	135	134	142	161	156						966
MOHAVE		2	3	2	5	3	2	4						21
OPTIMA		12	6	10	7	5	6	5						51
PICANTO		340	233	141	141	127	95	147						1.224
QUORIS		0	1	1	0	0	0	3						5
SEDONA		0	0	0	0	0	1	0						1
SORENTO		60	36	39	44	43	56	146						424
SOUL		37	47	26	32	25	37	19						223
SPORTAGE		381	278	306	262	311	355	665						2.558
 LAMBORGHINI	Total	0	0	0	0	1	1	0	0	0	0	0	0	2
	Share	0,00%	0,00%	0,00%	0,00%	0,04%	0,04%	0,00%						0,01%
GALLARDO		0	0	0	0	0	0	0						0
HURACAN		0	0	0	0	1	0	0						1
AVENTADOR		0	0	0	0	0	1	0						1

EMPLACAMENTO DAS ASSOCIADAS ABEIFA - 2016

VEÍCULOS IMPORTADOS

MARCA/MODELO		jan	fev	mar	abr	mai	jun	jul	ago	set	out	nov	dez	Total
	LAND ROVER	Total	735	552	673	553	550	527	536	0	0	0	0	4.126
		Share	20,02%	19,23%	20,29%	19,36%	20,40%	18,90%	16,06%					19,16%
	DEFENDER	0	1	0	0	0	0	2						3
	DISCOVERY 4	78	38	58	57	51	35	51						368
	DISCOVERY SPORT	392	314	349	258	245	266	260						2.084
	EVOQUE	199	146	179	170	192	165	135						1.186
	FREELANDER	0	0	0	0	0	0	0						0
	RANGE ROVER	5	4	13	7	3	1	7						40
	RANGE ROVER SPORT	61	49	74	61	59	60	81						445
	LIFAN	Total	354	290	407	262	233	296	260	0	0	0	0	2.102
		Share	9,64%	10,10%	12,27%	9,17%	8,64%	10,62%	7,79%					9,76%
	FOISON	57	57	67	55	45	41	42						364
	LF 320	0	0	1	1	0	0	0						2
	LF 530	65	40	97	74	58	78	66						478
	LF 620	0	0	1	0	0	0	0						1
	X50	0	0	0	0	0	0	0						0
	X60	232	193	241	132	130	177	152						1.257
	MASERATI	Total	3	2	0	0	1	1	0	0	0	0	0	7
		Share	0,08%	0,07%	0,00%	0,00%	0,04%	0,04%	0,00%					0,03%
	GRANTURISMO	1	0	0	0	0	1	0						2
	QUATTROPORTE	2	0	0	0	0	0	0						2
	GRANCABRIO	0	0	0	0	1	0	0						1
	Ghibli S Q4	0	2	0	0	0	0	0						2
	MINI	Total	94	118	113	98	68	72	80	0	0	0	0	643
		Share	2,56%	4,11%	3,41%	3,43%	2,52%	2,58%	2,40%					2,99%
	ONE	1	0	0	0	0	0	0						1
	COOPER	7	9	1	7	12	4	3						43
	COOPER 5P	5	6	6	6	4	3	9						39
	COOPER S	38	45	28	19	18	18	28						194
	COOPER S 5P	19	26	34	26	12	17	21						155
	COOPER S PACEMAN	0	0	0	0	0	0	0						0
	COOPER CLUBMAN S	2	2	5	2	9	11	7						38
	COOPER S CABRIO	1	2	1	1	0	0	0						5
	COOPER COUNTRYMAN	16	19	30	27	4	2	1						99
	COOPER JCW	0	0	0	0	0	0	0						0
	COOPER JCW ROADSTER	0	0	0	0	0	0	0						0
	COOPER JCW CABRIO	0	0	0	0	0	0	0						0
	COOPER JCW COUNTRYMAN	0	1	2	6	5	6	2						22
	COOPER JCW PACEMAN	3	0	0	0	0	1	0						4
	COOPER HATCH JCW 3P	2	8	6	4	4	10	9						43
	COOPER S ROADSTER	0	0	0	0	0	0	0						0
	COOPER RED BULL	0	0	0	0	0	0	0						0
	PORSCHE	Total	61	56	53	66	71	89	101	0	0	0	0	497
		Share	1,66%	1,95%	1,60%	2,31%	2,63%	3,19%	3,03%					2,31%
	911	7	1	4	2	8	11	21						54
	911 TURBO	1	0	0	2	0	0	2						5
	BOXSTER	3	4	0	0	9	5	3						24
	CAYENNE	27	28	21	31	30	47	39						223
	CAYMAN	4	2	2	5	5	2	2						22
	MACAN	18	20	26	25	15	24	34						162
	PANAMERA	1	1	0	1	4	0	0						7

EMPLACAMENTO DAS ASSOCIADAS ABEIFA - 2016
VEÍCULOS IMPORTADOS

MARCA/MODELO		jan	fev	mar	abr	mai	jun	jul	ago	set	out	nov	dez	Total
 ROLLS ROYCE	Total	0	0	0	0	0	0	0	0	0	0	0	0	0
	Share	0,00%	0,00%	0,00%	0,00%	0,00%	0,00%	0,00%						0,00%
GHOST		0	0	0	0	0	0	0						0
DROPHEAD		0	0	0	0	0	0	0						0
WRAITH		0	0	0	0	0	0	0						0
PHANTOM		0	0	0	0	0	0	0						0
 SUZUKI	Total	174	139	175	154	161	163	169	0	0	0	0	0	1.135
	Share	4,74%	4,84%	5,28%	5,39%	5,97%	5,85%	5,06%						5,27%
GRAN VITARA		103	69	56	54	61	66	75						484
SWIFT		20	10	7	7	7	12	10						73
SX4		51	60	112	93	93	85	84						578
 VOLVO	Total	319	215	268	254	277	310	305	0	0	0	0	0	1.948
	Share	8,69%	7,49%	8,08%	8,89%	10,27%	11,12%	9,14%						9,04%
S60		19	16	28	20	18	16	26						143
V40		56	21	42	36	49	65	51						320
V60		17	6	12	5	14	15	8						77
XC60		193	150	165	175	165	181	171						1.200
XC90		34	22	21	18	31	33	49						208
OUTROS	Total	13	12	11	0	0	0	0						36
TOTAL IMPORTADOS ...		3.672	2.871	3.317	2.856	2.696	2.788	3.337	0	0	0	0	0	21.537