










EMPLACAMENTO DAS ASSOCIADAS ABEIFA - 2017

VEÍCULOS IMPORTADOS






MARCA/MODELO		jan	fev	mar	abr	mai	jun	jul	ago	set	out	nov	dez	Total
 BMW	Total	128	130	152	143	171	210	0	0	0	0	0	0	934
	Share	6,58%	7,71%	6,20%	7,00%	6,68%	8,07%							
SÉRIE 1		0	0	0	0	0	1							1
SÉRIE 2		11	13	7	5	1	2							39
SÉRIE 3		13	29	25	24	16	5							112
SÉRIE 4		17	13	33	24	33	49							169
SÉRIE 5		1	2	6	22	25	47							103
SÉRIE 6		0	0	0	0	0	1							1
SÉRIE 7		3	2	2	2	2	5							16
I3		7	1	4	4	3	4							23
I8		2	0	0	0	1	0							3
X1		0	2	0	0	2	2							6
X3		0	1	2	1	0	2							6
X4		12	7	12	13	3	0							47
X5		6	3	8	10	24	43							94
X6		33	25	31	25	25	21							160
M135I		1	0	1	0	0	0							2
M140I		3	5	3	1	10	9							31
M2		5	8	2	2	5	2							24
M235I		0	0	0	0	0	0							0
M240I		4	7	6	1	5	5							28
M3 SEDAN		3	7	5	6	12	6							39
M4		4	0	1	0	1	1							7
M5		0	0	0	0	0	0							0
M6		1	2	2	3	1	4							13
Z4		2	3	2	0	2	1							10
 BYD	Total	2	2	6	4	1	1	0	0	0	0	0	0	16
	Share	0,10%	0,12%	0,24%	0,20%	0,04%	0,04%							
E6		2	1	1	1	0	0							5
T3		0	1	5	3	1	1							11
 CHERY	Total	14	6	2	2	1	2	0	0	0	0	0	0	27
	Share	0,72%	0,36%	0,08%	0,10%	0,04%	0,08%							
CELER		0	0	0	0	0	0							0
CELER SEDAN		1	0	0	0	0	0							1
CIELO HATCH		0	0	0	0	0	0							0
CIELO SEDAN		0	0	0	0	0	0							0
FACE		0	0	0	1	0	0							1
QQ		1	1	0	0	0	0							2
S-18		0	0	0	0	0	0							0
TIGGO		12	5	2	1	1	2							23
OUTROS		0	0	0	0	0	0							0
 FERRARI	Total	1	3	0	0	4	3	0	0	0	0	0	0	11
	Share	0,05%	0,18%	0,00%	0,00%	0,16%	0,12%							
458		0	1	0	0	1	2							4
488 GTB		0	0	0	0	1	0							1
488 SPIDER		1	1	0	0	1	1							4
CALIFORNIA		0	0	0	0	1	0							1
F12 TDF		0	0	0	0	0	0							0
FF		0	0	0	0	0	0							0
F12 BERLINETTA		0	1	0	0	0	0							1

EMPLACAMENTO DAS ASSOCIADAS ABEIFA - 2017
VEÍCULOS IMPORTADOS




MARCA/MODELO		jan	fev	mar	abr	mai	jun	jul	ago	set	out	nov	dez	Total
 GEELY	Total	24	11	6	9	6	11	0	0	0	0	0	0	67
	Share	1,23%	0,65%	0,24%	0,44%	0,23%	0,42%							0,50%
EC-7		16	4	2	5	2	8							37
GC2		8	7	4	4	4	3							30
GX2		0	0	0	0	0	0							0
 JAC MOTORS	Total	290	217	293	309	298	247	0	0	0	0	0	0	1.654
	Share	14,91%	12,87%	11,94%	15,12%	11,65%	9,49%							12,45%
A13 HACTH		0	0	0	0	0	0							0
J2		1	1	0	0	0	0							2
J3		34	16	11	3	9	6							79
J3 TURIN		26	33	51	38	28	8							184
J5		9	6	4	11	17	17							64
J6 2.0 5S		0	0	0	0	0	0							0
J6 2.0 7S		13	4	5	2	1	2							27
S5		0	1	0	0	0	0							1
T 140		0	0	0	0	0	1							1
T 5		185	142	203	243	230	191							1.194
T 6		17	12	16	10	9	18							82
T 8		5	2	3	2	4	4							20
 JAGUAR	Total	72	103	123	98	167	109	0	0	0	0	0	0	672
	Share	3,70%	6,11%	5,01%	4,79%	6,53%	4,19%							5,06%
F-TYPE		2	1	3	1	3	3							13
F-PACE		37	47	69	64	114	60							391
XE		10	9	9	4	3	15							50
XE S		20	36	33	22	38	22							171
XF		1	8	4	4	3	5							25
XFR		2	2	4	2	6	3							19
XJ		0	0	1	1	0	1							3
XK		0	0	0	0	0	0							0
 KIA MOTORS	Total	582	454	827	608	701	765	0	0	0	0	0	0	3.937
	Share	29,92%	26,93%	33,71%	29,75%	27,40%	29,39%							29,63%
BONGO		126	101	128	85	90	148							678
CADENZA		0	1	0	1	0	1							3
CARENS		0	0	0	0	0	0							0
CARNIVAL		9	11	13	9	6	14							62
CERATO		107	102	131	109	116	151							716
MOHAVE		1	1	2	2	4	0							10
OPTIMA		1	1	1	0	0	0							3
PICANTO		92	92	118	165	69	73							609
QUORIS		0	2	0	1	0	1							4
SEDONA		0	0	0	0	0	0							0
SORENTO		30	28	33	17	35	28							171
SOUL		36	34	50	24	23	31							198
SPORTAGE		180	81	351	195	358	318							1.483
 LAMBORGHINI	Total	1	1	0	2	0	2	0	0	0	0	0	0	6
	Share	0,05%	0,06%	0,00%	0,10%	0,00%	0,08%							0,05%
GALLARDO		0	0	0	0	0	0							0
HURACAN		1	1	0	2	0	2							6
AVENTADOR		0	0	0	0	0	0							0

EMPLACAMENTO DAS ASSOCIADAS ABEIFA - 2017

VEÍCULOS IMPORTADOS

MARCA/MODELO		jan	fev	mar	abr	mai	jun	jul	ago	set	out	nov	dez	Total
	LAND ROVER	Total	116	79	122	99	126	136	0	0	0	0	0	678
		Share	5,96%	4,69%	4,97%	4,84%	4,93%	5,22%						5,10%
	DEFENDER		5	0	0	1	1	0						7
	DISCOVERY 4		12	12	27	15	31	52						149
	DISCOVERY SPORT		27	21	20	14	6	2						90
	EVOQUE		44	23	15	17	29	17						145
	FREELANDER		0	0	0	0	0	0						0
	RANGE ROVER		4	3	4	2	3	4						20
	RANGE ROVER SPORT		24	20	56	50	56	61						267
	LIFAN	Total	161	153	239	162	247	287	0	0	0	0	0	1.249
		Share	8,28%	9,07%	9,74%	7,93%	9,66%	11,03%						9,40%
	FOISON		29	25	39	21	38	40						192
	LF 320		0	0	0	0	0	0						0
	LF 530		58	52	77	57	73	72						389
	LF 620		0	0	0	0	7	0						7
	X50		0	0	0	0	0	0						0
	X60		74	76	123	84	129	175						661
	MASERATI	Total	3	6	6	7	5	5	0	0	0	0	0	32
		Share	0,15%	0,36%	0,24%	0,34%	0,20%	0,19%						0,24%
	GRANTURISMO		0	0	0	1	0	0						1
	LEVANTE		3	3	6	6	5	5						28
	QUATTROPORTE		0	0	0	0	0	0						0
	GRANCABRIO		0	0	0	0	0	0						0
	GHIBLI		0	3	0	0	0	0						3
	MINI	Total	111	103	104	78	149	139	0	0	0	0	0	684
		Share	5,71%	6,11%	4,24%	3,82%	5,82%	5,34%						5,15%
	ONE		0	0	0	0	0	0						0
	COOPER		11	6	6	0	4	6						33
	COOPER 5P		1	1	1	1	1	0						5
	COOPER S		41	33	40	39	42	35						230
	COOPER S 5P		27	19	28	16	33	26						149
	COOPER S PACEMAN		0	0	0	0	0	0						0
	COOPER CLUBMAN S		6	11	10	8	15	16						66
	COOPER S CABRIO		14	18	14	3	7	4						60
	COOPER S COUNTRYMAN		0	0	0	6	39	42						87
	COOPER JCW		0	0	0	0	0	0						0
	COOPER JCW ROADSTER		0	0	0	0	0	0						0
	COOPER JCW CABRIO		0	0	0	0	0	0						0
	COOPER JCW COUNTRYMAN		0	0	0	0	0	0						0
	COOPER JCW PACEMAN		0	0	0	0	0	0						0
	COOPER HATCH JCW 3P		11	15	5	5	8	10						54
	COOPER S ROADSTER		0	0	0	0	0	0						0
	COOPER RED BULL		0	0	0	0	0	0						0
	PORSCHE	Total	69	64	114	63	123	120	0	0	0	0	0	553
		Share	3,55%	3,80%	4,65%	3,08%	4,81%	4,61%						4,16%
	911		10	13	11	12	14	24						84
	911 TURBO		3	3	3	1	1	2						13
	BOXSTER		5	0	2	1	14	11						33
	CAYENNE		22	16	31	17	38	32						156
	CAYMAN		4	8	10	1	3	0						26
	MACAN		24	20	50	31	40	46						211
	PANAMERA		1	4	7	0	13	5						30

EMPLACAMENTO DAS ASSOCIADAS ABEIFA - 2017
VEÍCULOS IMPORTADOS

MARCA/MODELO		jan	fev	mar	abr	mai	jun	jul	ago	set	out	nov	dez	Total
 ROLLS ROYCE	Total	0	0	1	0	0	0	0	0	0	0	0	0	1
	Share	0,00%	0,00%	0,04%	0,00%	0,00%	0,00%							0,01%
GHOST		0	0	0	0	0	0							0
DROPHEAD		0	0	0	0	0	0							0
WRAITH		0	0	0	0	0	0							0
PHANTOM		0	0	1	0	0	0							1
 SUZUKI	Total	132	153	199	201	258	274	0	0	0	0	0	0	1.217
	Share	6,79%	9,07%	8,11%	9,83%	10,09%	10,53%							9,16%
GRAN VITARA		3	3	2	2	1	0							11
SWIFT		4	5	2	4	4	1							20
SCROSS		66	52	63	53	69	57							360
VITARA		59	93	132	142	184	216							826
 VOLVO	Total	239	201	259	259	301	292	0	0	0	0	0	0	1.551
	Share	12,29%	11,92%	10,56%	12,67%	11,77%	11,22%							11,67%
S60		13	9	10	10	7	23							72
V40		16	28	40	27	52	23							186
V60		3	2	11	9	5	3							33
XC60		159	130	164	191	201	212							1.057
XC90		48	32	34	22	36	31							203
OUTROS	Total	0	0	0	0	0	0							0
TOTAL IMPORTADOS ...		1.945	1.686	2.453	2.044	2.558	2.603	0	0	0	0	0	0	13.289