















EMPLACAMENTO DAS ASSOCIADAS ABEIFA - 2017
VEÍCULOS IMPORTADOS

MARCA/MODELO		jan	fev	mar	abr	mai	jun	jul	ago	set	out	nov	dez	Total
	BMW	Total	128	130	152	143	171	0	0	0	0	0	0	724
		Share	6,58%	7,71%	6,20%	7,00%	6,68%							
	SÉRIE 1	0	0	0	0	0								0
	SÉRIE 2	11	13	7	5	1								37
	SÉRIE 3	13	29	25	24	16								107
	SÉRIE 4	17	13	33	24	33								120
	SÉRIE 5	1	2	6	22	25								56
	SÉRIE 6	0	0	0	0	0								0
	SÉRIE 7	3	2	2	2	2								11
	I3	7	1	4	4	3								19
	I8	2	0	0	0	1								3
	X1	0	2	0	0	2								4
	X3	0	1	2	1	0								4
	X4	12	7	12	13	3								47
	X5	6	3	8	10	24								51
	X6	33	25	31	25	25								139
	M135I	1	0	1	0	0								2
	M140I	3	5	3	1	10								22
	M2	5	8	2	2	5								22
	M235I	0	0	0	0	0								0
	M240I	4	7	6	1	5								23
	M3 SEDAN	3	7	5	6	12								33
	M4	4	0	1	0	1								6
	M5	0	0	0	0	0								0
	M6	1	2	2	3	1								9
	Z4	2	3	2	0	2								9
	BYD	Total	2	2	6	4	1	0	0	0	0	0	0	15
		Share	0,10%	0,12%	0,24%	0,20%	0,04%							
	E6	2	1	1	1	0								5
	T3	0	1	5	3	1								10
	CHERY	Total	14	6	2	2	1	0	0	0	0	0	0	25
		Share	0,72%	0,36%	0,08%	0,10%	0,04%							
	CELER	0	0	0	0	0								0
	CELER SEDAN	1	0	0	0	0								1
	CIELO HATCH	0	0	0	0	0								0
	CIELO SEDAN	0	0	0	0	0								0
	FACE	0	0	0	1	0								1
	QQ	1	1	0	0	0								2
	S-18	0	0	0	0	0								0
	TIGGO	12	5	2	1	1								21
	OUTROS	0	0	0	0	0								0
	FERRARI	Total	1	3	0	0	4	0	0	0	0	0	0	8
		Share	0,05%	0,18%	0,00%	0,00%	0,16%							
	458	0	1	0	0	1								2
	488 GTB	0	0	0	0	1								1
	488 SPIDER	1	1	0	0	1								3
	CALIFORNIA	0	0	0	0	1								1
	F12 TDF	0	0	0	0	0								0
	FF	0	0	0	0	0								0
	F12 BERLINETTA	0	1	0	0	0								1




EMPLACAMENTO DAS ASSOCIADAS ABEIFA - 2017
VEÍCULOS IMPORTADOS

MARCA/MODELO		jan	fev	mar	abr	mai	jun	jul	ago	set	out	nov	dez	Total
 GEELY	Total	24	11	6	9	6	0	0	0	0	0	0	0	56
	Share	1,23%	0,65%	0,24%	0,44%	0,23%								0,52%
	EC-7	16	4	2	5	2								29
	GC2	8	7	4	4	4								27
	GX2	0	0	0	0	0								0
 JAC MOTORS	Total	290	217	293	309	298	0	0	0	0	0	0	0	1.407
	Share	14,91%	12,87%	11,94%	15,12%	11,65%								13,17%
	A13 HACTH	0	0	0	0	0								0
	J2	1	1	0	0	0								2
	J3	34	16	11	3	9								73
	J3 TURIN	26	33	51	38	28								176
	J5	9	6	4	11	17								47
	J6 2.0 5S	0	0	0	0	0								0
	J6 2.0 7S	13	4	5	2	1								25
	S5	0	1	0	0	0								1
	T 140	0	0	0	0	0								0
	T 5	185	142	203	243	230								1.003
	T 6	17	12	16	10	9								64
T 8	5	2	3	2	4								16	
 JAGUAR	Total	72	103	123	98	167	0	0	0	0	0	0	0	563
	Share	3,70%	6,11%	5,01%	4,79%	6,53%								5,27%
	F-TYPE	2	1	3	1	3								10
	F-PACE	37	47	69	64	114								331
	XE	10	9	9	4	3								35
	XE S	20	36	33	22	38								149
	XF	1	8	4	4	3								20
	XFR	2	2	4	2	6								16
	XJ	0	0	1	1	0								2
	XK	0	0	0	0	0								0
 KIA MOTORS	Total	582	454	827	608	701	0	0	0	0	0	0	0	3.172
	Share	29,92%	26,93%	33,71%	29,75%	27,40%								29,68%
	BONGO	126	101	128	85	90								530
	CADENZA	0	1	0	1	0								2
	CARENS	0	0	0	0	0								0
	CARNIVAL	9	11	13	9	6								48
	CERATO	107	102	131	109	116								565
	MOHAVE	1	1	2	2	4								10
	OPTIMA	1	1	1	0	0								3
	PICANTO	92	92	118	165	69								536
	QUORIS	0	2	0	1	0								3
	SEDONA	0	0	0	0	0								0
	SORENTO	30	28	33	17	35								143
	SOUL	36	34	50	24	23								167
SPORTAGE	180	81	351	195	358								1.165	
 LAMBORGHINI	Total	1	1	0	2	0	0	0	0	0	0	0	0	4
	Share	0,05%	0,06%	0,00%	0,10%	0,00%								0,04%
	GALLARDO	0	0	0	0	0								0
	HURACAN	1	1	0	2	0								4
AVENTADOR	0	0	0	0	0								0	

EMPLACAMENTO DAS ASSOCIADAS ABEIFA - 2017
VEÍCULOS IMPORTADOS

MARCA/MODELO		jan	fev	mar	abr	mai	jun	jul	ago	set	out	nov	dez	Total
 LAND ROVER	Total	116	79	122	99	126	0	0	0	0	0	0	0	542
	Share	5,96%	4,69%	4,97%	4,84%	4,93%								5,07%
DEFENDER		5	0	0	1	1								7
DISCOVERY 4		12	12	27	15	31								97
DISCOVERY SPORT		27	21	20	14	6								88
EVOQUE		44	23	15	17	29								128
FREELANDER		0	0	0	0	0								0
RANGE ROVER		4	3	4	2	3								16
RANGE ROVER SPORT		24	20	56	50	56								206
 LIFAN	Total	161	153	239	162	247	0	0	0	0	0	0	0	962
	Share	8,28%	9,07%	9,74%	7,93%	9,66%								9,00%
FOISON		29	25	39	21	38								152
LF 320		0	0	0	0	0								0
LF 530		58	52	77	57	73								317
LF 620		0	0	0	0	7								7
X50		0	0	0	0	0								0
X60		74	76	123	84	129								486
 MASERATI	Total	3	6	6	7	5	0	0	0	0	0	0	0	27
	Share	0,15%	0,36%	0,24%	0,34%	0,20%								0,25%
GRANTURISMO		0	0	0	1	0								1
LEVANTE		3	3	6	6	5								23
QUATTROPORTE		0	0	0	0	0								0
GRANCABRIO		0	0	0	0	0								0
GHIBLI		0	3	0	0	0								3
 MINI	Total	111	103	104	78	149	0	0	0	0	0	0	0	545
	Share	5,71%	6,11%	4,24%	3,82%	5,82%								5,10%
ONE		0	0	0	0	0								0
COOPER		11	6	6	0	4								27
COOPER 5P		1	1	1	1	1								5
COOPER S		41	33	40	39	42								195
COOPER S 5P		27	19	28	16	33								123
COOPER S PACEMAN		0	0	0	0	0								0
COOPER CLUBMAN S		6	11	10	8	15								50
COOPER S CABRIO		14	18	14	3	7								56
COOPER S COUNTRYMAN		0	0	0	6	39								45
COOPER JCW		0	0	0	0	0								0
COOPER JCW ROADSTER		0	0	0	0	0								0
COOPER JCW CABRIO		0	0	0	0	0								0
COOPER JCW COUNTRYMAN		0	0	0	0	0								0
COOPER JCW PACEMAN		0	0	0	0	0								0
COOPER HATCH JCW 3P		11	15	5	5	8								44
COOPER S ROADSTER		0	0	0	0	0								0
COOPER RED BULL		0	0	0	0	0								0
 PORSCHE	Total	69	64	114	63	123	0	0	0	0	0	0	0	433
	Share	3,55%	3,80%	4,65%	3,08%	4,81%								4,05%
911		10	13	11	12	14								60
911 TURBO		3	3	3	1	1								11
BOXSTER		5	0	2	1	14								22
CAYENNE		22	16	31	17	38								124
CAYMAN		4	8	10	1	3								26
MACAN		24	20	50	31	40								165
PANAMERA		1	4	7	0	13								25

EMPLACAMENTO DAS ASSOCIADAS ABEIFA - 2017
VEÍCULOS IMPORTADOS

MARCA/MODELO		jan	fev	mar	abr	mai	jun	jul	ago	set	out	nov	dez	Total
 ROLLS ROYCE	Total	0	0	1	0	0	0	0	0	0	0	0	0	1
	Share	0,00%	0,00%	0,04%	0,00%	0,00%								0,01%
GHOST		0	0	0	0	0								0
DROPHEAD		0	0	0	0	0								0
WRAITH		0	0	0	0	0								0
PHANTOM		0	0	1	0	0								1
 SUZUKI	Total	132	153	199	201	258	0	0	0	0	0	0	0	943
	Share	6,79%	9,07%	8,11%	9,83%	10,09%								8,82%
GRAN VITARA		3	3	2	2	1								11
SWIFT		4	5	2	4	4								19
SCROSS		66	52	63	53	69								303
VITARA		59	93	132	142	184								610
 VOLVO	Total	239	201	259	259	301	0	0	0	0	0	0	0	1.259
	Share	12,29%	11,92%	10,56%	12,67%	11,77%								11,78%
S60		13	9	10	10	7								49
V40		16	28	40	27	52								163
V60		3	2	11	9	5								30
XC60		159	130	164	191	201								845
XC90		48	32	34	22	36								172
OUTROS	Total	0	0	0	0	0								0
TOTAL IMPORTADOS ...		1.945	1.686	2.453	2.044	2.558	0	0	0	0	0	0	0	10.686