










## EMPLACAMENTO DAS ASSOCIADAS ABEIFA - 2017

### VEÍCULOS IMPORTADOS

MARCA/MODELO		jan	fev	mar	abr	mai	jun	jul	ago	set	out	nov	dez	Total	
	<b>BMW</b>	<b>Total</b>	128	130	152	143	171	210	226	213	176	224	185	0	1.958
		<b>Share</b>	6,58%	7,71%	6,20%	7,00%	6,68%	8,07%	8,33%	7,55%	7,40%	8,58%	7,08%		7,41%
	SÉRIE 1	0	0	0	0	0	1	0	0	0	0	0	0		1
	SÉRIE 2	11	13	7	5	1	2	20	32	26	41	24			182
	SÉRIE 3	13	29	25	24	16	5	3	4	2	0	3			124
	SÉRIE 4	17	13	33	24	33	49	34	12	8	15	9			247
	SÉRIE 5	1	2	6	22	25	47	35	59	39	52	49			337
	SÉRIE 6	0	0	0	0	0	1	0	0	1	0	0			2
	SÉRIE 7	3	2	2	2	2	5	5	3	1	4	1			30
	I3	7	1	4	4	3	4	1	2	0	0	0			26
	I8	2	0	0	0	1	0	0	0	0	2	1			6
	X1	0	2	0	0	2	2	0	0	0	0	2			8
	X3	0	1	2	1	0	2	0	0	1	2	0			9
	X4	12	7	12	13	3	0	0	2	0	0	3			52
	X5	6	3	8	10	24	43	62	47	39	44	35			321
	X6	33	25	31	25	25	21	29	31	27	25	25			297
	M135I	1	0	1	0	0	0	0	0	0	0	0			2
	M140I	3	5	3	1	10	9	7	4	4	6	9			61
	M2	5	8	2	2	5	2	5	4	3	8	3			47
	M235I	0	0	0	0	0	0	0	0	0	0	0			0
	M240I	4	7	6	1	5	5	9	1	8	5	5			56
	M3 SEDAN	3	7	5	6	12	6	11	9	13	14	14			100
	M4	4	0	1	0	1	1	1	2	1	0	0			11
	M5	0	0	0	0	0	0	0	0	0	0	0			0
	M6	1	2	2	3	1	4	3	1	3	5	2			27
	Z3	0	0	0	0	0	0	1	0	0	0	0			1
	Z4	2	3	2	0	2	1	0	0	0	1	0			11
	<b>BYD</b>	<b>Total</b>	2	2	6	4	1	1	1	4	4	4	1	0	30
		<b>Share</b>	0,10%	0,12%	0,24%	0,20%	0,04%	0,04%	0,04%	0,14%	0,17%	0,15%	0,04%		0,11%
	E5	0	0	0	0	0	0	0	0	3	0	0			3
	E6	2	1	1	1	0	0	0	4	1	0	0			10
	T3	0	1	5	3	1	1	1	0	0	4	1			17
	<b>CHERY</b>	<b>Total</b>	14	6	2	2	1	2	0	2	1	0	0	0	30
		<b>Share</b>	0,72%	0,36%	0,08%	0,10%	0,04%	0,08%	0,00%	0,07%	0,04%	0,00%	0,00%		0,11%
	CELER	0	0	0	0	0	0	0	0	0	0	0			0
	CELER SEDAN	1	0	0	0	0	0	0	0	0	0	0			1
	CIELO HATCH	0	0	0	0	0	0	0	0	1	0	0			1
	CIELO SEDAN	0	0	0	0	0	0	0	0	0	0	0			0
	FACE	0	0	0	1	0	0	0	0	0	0	0			1
	QQ	1	1	0	0	0	0	0	2	0	0	0			4
	S-18	0	0	0	0	0	0	0	0	0	0	0			0
	TIGGO	12	5	2	1	1	2	0	0	0	0	0			23
	OUTROS	0	0	0	0	0	0	0	0	0	0	0			0
	<b>FERRARI</b>	<b>Total</b>	1	3	0	0	4	3	1	4	0	2	0	0	18
		<b>Share</b>	0,05%	0,18%	0,00%	0,00%	0,16%	0,12%	0,04%	0,14%	0,00%	0,08%	0,00%		0,07%
	458	0	1	0	0	1	2	0	0	0	0	0			4
	488 GTB	0	0	0	0	1	0	1	0	0	1	0			3
	488 SPIDER	1	1	0	0	1	1	0	1	0	0	0			5
	CALIFORNIA	0	0	0	0	1	0	0	3	0	1	0			5
	F12 TDF	0	0	0	0	0	0	0	0	0	0	0			0
	FF	0	0	0	0	0	0	0	0	0	0	0			0
	F12 BERLINETTA	0	1	0	0	0	0	0	0	0	0	0			1






## EMPLACAMENTO DAS ASSOCIADAS ABEIFA - 2017

### VEÍCULOS IMPORTADOS




MARCA/MODELO		jan	fev	mar	abr	mai	jun	jul	ago	set	out	nov	dez	Total	
	<b>GEELY</b>	<b>Total</b>	24	11	6	9	6	11	3	0	2	0	0	72	
		<b>Share</b>	1,23%	0,65%	0,24%	0,44%	0,23%	0,42%	0,11%	0,00%	0,08%	0,00%	0,00%	0,27%	
	EC-7	16	4	2	5	2	8	3	0	2	0	0	0	42	
	GC2	8	7	4	4	4	3	0	0	0	0	0	0	30	
	GX2	0	0	0	0	0	0	0	0	0	0	0	0	0	
	<b>JAC MOTORS</b>	<b>Total</b>	290	217	293	309	298	247	307	258	308	298	357	0	3.182
		<b>Share</b>	14,91%	12,87%	11,94%	15,12%	11,65%	9,49%	11,32%	9,15%	12,95%	11,41%	13,66%		12,04%
	A13 HACTH	0	0	0	0	0	0	0	0	0	0	0	0	0	
	J2	1	1	0	0	0	0	1	0	0	2	0	0	5	
	J3	34	16	11	3	9	6	3	1	0	0	0	0	83	
	J3 TURIN	26	33	51	38	28	8	3	1	0	0	1		189	
	J5	9	6	4	11	17	17	9	13	2	0	1		89	
	J6 2.0 5S	0	0	0	0	0	0	0	0	0	0	0	0	0	
	J6 2.0 7S	13	4	5	2	1	2	1	0	0	2	1		31	
	S5	0	1	0	0	0	0	1	0	0	0	0		2	
	S7	0	0	0	0	0	0	0	0	0	0	1		1	
	T 140	0	0	0	0	0	1	0	0	0	0	0		1	
	T 40	0	0	0	0	0	0	30	0	173	167	241		611	
	T 5	185	142	203	243	230	191	250	238	128	125	88		2.023	
	T 6	17	12	16	10	9	18	7	3	5	2	18		117	
	T 8	5	2	3	2	4	4	2	2	0	0	0		24	
	V260	0	0	0	0	0	0	0	0	0	0	6		6	
	<b>JAGUAR</b>	<b>Total</b>	72	103	123	98	167	109	99	112	79	59	95	0	1.116
		<b>Share</b>	3,70%	6,11%	5,01%	4,79%	6,53%	4,19%	3,65%	3,97%	3,32%	2,26%	3,63%		4,22%
	F-TYPE	2	1	3	1	3	3	1	3	1	1	1		20	
	F-PACE	37	47	69	64	114	60	68	70	56	42	60		687	
	XE	10	9	9	4	3	15	7	11	6	4	2		80	
	XE S	20	36	33	22	38	22	19	15	10	6	14		235	
	XF	1	8	4	4	3	5	3	6	3	3	2		42	
	XFR	2	2	4	2	6	3	1	7	3	3	14		47	
	XJ	0	0	1	1	0	1	0	0	0	0	2		5	
	XK	0	0	0	0	0	0	0	0	0	0	0		0	
	<b>KIA MOTORS</b>	<b>Total</b>	582	454	827	608	701	765	777	847	652	744	731	0	7.688
		<b>Share</b>	29,92%	26,93%	33,71%	29,75%	27,40%	29,39%	28,65%	30,02%	27,41%	28,48%	27,96%		29,09%
	BONGO	126	101	128	85	90	148	159	166	153	189	164		1.509	
	CADENZA	0	1	0	1	0	1	1	0	0	0	0		4	
	CARENS	0	0	0	0	0	0	0	0	0	0	0		0	
	CARNIVAL	9	11	13	9	6	14	15	16	14	16	14		137	
	CERATO	107	102	131	109	116	151	147	196	120	128	134		1.441	
	MOHAVE	1	1	2	2	4	0	1	0	0	0	0		11	
	OPTIMA	1	1	1	0	0	0	0	0	1	0	0		4	
	PICANTO	92	92	118	165	69	73	45	38	26	18	9		745	
	QUORIS	0	2	0	1	0	1	0	0	0	0	0		4	
	SEDONA	0	0	0	0	0	0	0	0	0	0	0		0	
	SORENTO	30	28	33	17	35	28	32	18	24	20	21		286	
	SOUL	36	34	50	24	23	31	39	27	10	9	5		288	
	SPORTAGE	180	81	351	195	358	318	338	386	304	364	384		3.259	
	<b>LAMBORGHINI</b>	<b>Total</b>	1	1	0	2	0	2	0	0	3	1	0	11	
		<b>Share</b>	0,05%	0,06%	0,00%	0,10%	0,00%	0,08%	0,00%	0,00%	0,13%	0,04%	0,04%		0,04%
	GALLARDO	0	0	0	0	0	0	0	0	0	0	0		0	
	HURACAN	1	1	0	2	0	2	0	0	2	1	1		10	
	AVENTADOR	0	0	0	0	0	0	0	0	1	0	0		1	

## EMPLACAMENTO DAS ASSOCIADAS ABEIFA - 2017

### VEÍCULOS IMPORTADOS

MARCA/MODELO		jan	fev	mar	abr	mai	jun	jul	ago	set	out	nov	dez	Total	
	<b>LAND ROVER</b>	<b>Total</b>	116	79	122	99	126	136	238	148	98	156	163	0	1.481
		<b>Share</b>	5,96%	4,69%	4,97%	4,84%	4,93%	5,22%	8,78%	5,25%	4,12%	5,97%	6,24%		5,60%
	DEFENDER		5	0	0	1	1	0	0	0	0	0	0		7
	DISCOVERY 4		12	12	27	15	31	52	129	61	35	72	57		503
	DISCOVERY SPORT		27	21	20	14	6	2	2	1	2	2	0		97
	EVOQUE		44	23	15	17	29	17	9	5	8	10	8		185
	FREELANDER		0	0	0	0	0	0	0	0	0	0	0		0
	RANGE ROVER		4	3	4	2	3	4	9	3	3	5	8		48
	RANGE ROVER SPORT		24	20	56	50	56	61	89	78	50	67	53		604
	VELAR		0	0	0	0	0	0	0	0	0	37		37	
	<b>LIFAN</b>	<b>Total</b>	161	153	239	162	247	287	283	383	302	312	338	0	2.867
		<b>Share</b>	8,28%	9,07%	9,74%	7,93%	9,66%	11,03%	10,44%	13,58%	12,69%	11,94%	12,93%		10,85%
	FOISON		29	25	39	21	38	40	25	38	36	26	25		342
	LF 320		0	0	0	0	0	0	0	0	0	0	0		0
	LF 530		58	52	77	57	73	72	43	67	41	31	18		589
	LF 620		0	0	0	0	7	0	0	0	0	0	0		7
	X50		0	0	0	0	0	0	0	1	0	0	0		1
	X60		74	76	123	84	129	175	215	276	225	255	295		1.927
	X80		0	0	0	0	0	0	0	1	0	0	0		1
	<b>MASERATI</b>	<b>Total</b>	3	6	6	7	5	5	1	2	11	4	2	0	52
		<b>Share</b>	0,15%	0,36%	0,24%	0,34%	0,20%	0,19%	0,04%	0,07%	0,46%	0,15%	0,08%		0,20%
	GRANTURISMO		0	0	0	1	0	0	0	0	0	0	0		1
	LEVANTE		3	3	6	6	5	5	1	2	10	3	1		45
	QUATTROPORTE		0	0	0	0	0	0	0	0	0	1	0		1
	GRANCABRIO		0	0	0	0	0	0	0	0	0	0	0		0
	GHIBLI		0	3	0	0	0	0	0	0	1	0	1		5
	<b>MINI</b>	<b>Total</b>	111	103	104	78	149	139	144	157	130	156	166	0	1.437
		<b>Share</b>	5,71%	6,11%	4,24%	3,82%	5,82%	5,34%	5,31%	5,57%	5,46%	5,97%	6,35%		5,44%
	ONE		0	0	0	0	0	0	0	0	0	0	0		0
	COOPER		11	6	6	0	4	6	3	8	7	13	16		80
	COOPER 5P		1	1	1	1	1	0	2	5	6	6	3		27
	COOPER S		41	33	40	39	42	35	45	42	35	48	55		455
	COOPER S 5P		27	19	28	16	33	26	22	27	17	17	18		250
	COOPER S PACEMAN		0	0	0	0	0	0	0	0	0	0	0		0
	COOPER CLUBMAN S		6	11	10	8	15	16	6	8	1	9	4		94
	COOPER S CABRIO		14	18	14	3	7	4	13	7	14	9	13		116
	COOPER S COUNTRYMAN		0	0	0	6	39	42	38	47	40	44	46		302
	COOPER JCW		0	0	0	0	0	0	0	0	0	0	0		0
	COOPER JCW ROADSTER		0	0	0	0	0	0	0	0	0	0	0		0
	COOPER JCW CABRIO		0	0	0	0	0	0	0	0	0	0	0		0
	COOPER JCW COUNTRYMAN		0	0	0	0	0	0	0	0	0	0	2		2
	COOPER JCW PACEMAN		0	0	0	0	0	0	0	0	0	0	0		0
	COOPER HATCH JCW 3P		11	15	5	5	8	10	15	13	10	10	9		111
	COOPER S ROADSTER		0	0	0	0	0	0	0	0	0	0	0		0
	COOPER RED BULL		0	0	0	0	0	0	0	0	0	0	0		0
	<b>PORSCHE</b>	<b>Total</b>	69	64	114	63	123	120	99	104	110	96	117	0	1.079
		<b>Share</b>	3,55%	3,80%	4,65%	3,08%	4,81%	4,61%	3,65%	3,69%	4,62%	3,68%	4,48%		4,08%
	911		10	13	11	12	14	24	11	23	20	11	20		169
	911 TURBO		3	3	3	1	1	2	5	1	2	1	1		23
	BOXSTER		5	0	2	1	14	11	13	13	20	8	19		106
	CAYENNE		22	16	31	17	38	32	30	29	27	29	26		297
	CAYMAN		4	8	10	1	3	0	5	0	1	4	6		42
	MACAN		24	20	50	31	40	46	33	34	39	42	32		391
	PANAMERA		1	4	7	0	13	5	2	4	1	1	13		51

**EMPLACAMENTO DAS ASSOCIADAS ABEIFA - 2017**  
**VEÍCULOS IMPORTADOS**

MARCA/MODELO		jan	fev	mar	abr	mai	jun	jul	ago	set	out	nov	dez	Total
 <b>ROLLS ROYCE</b>	Total	0	0	1	0	0	0	0	1	0	0	0	0	2
	Share	0,00%	0,00%	0,04%	0,00%	0,00%	0,00%	0,00%	0,04%	0,00%	0,00%	0,00%	0,00%	0,01%
GHOST		0	0	0	0	0	0	0	0	0	0	0	0	0
DROPHEAD		0	0	0	0	0	0	0	0	0	0	0	0	0
WRAITH		0	0	0	0	0	0	0	0	0	0	0	0	0
PHANTOM		0	0	1	0	0	0	0	0	0	0	0	0	1
DAWN		0	0	0	0	0	0	0	1	0	0	0	0	1
 <b>SUZUKI</b>	Total	132	153	199	201	258	274	249	234	198	200	186	0	2.284
	Share	6,79%	9,07%	8,11%	9,83%	10,09%	10,53%	9,18%	8,29%	8,32%	7,66%	7,12%		8,64%
GRAN VITARA		3	3	2	2	1	0	0	0	1	0	0	0	12
SWIFT		4	5	2	4	4	1	2	0	1	0	0	0	23
SCROSS		66	52	63	53	69	57	52	64	47	38	48		609
VITARA		59	93	132	142	184	216	195	170	149	162	138		1.640
 <b>VOLVO</b>	Total	239	201	259	259	301	292	284	352	305	356	272	0	3.120
	Share	12,29%	11,92%	10,56%	12,67%	11,77%	11,22%	10,47%	12,48%	12,82%	13,63%	10,41%		11,81%
240		0	0	0	0	0	0	1	0	0	0	0	0	1
S60		13	9	10	10	7	23	13	19	14	13	7		138
V40		16	28	40	27	52	23	32	33	31	41	37		360
V60		3	2	11	9	5	3	5	7	4	6	4		59
XC60		159	130	164	191	201	212	212	242	190	217	183		2.101
XC90		48	32	34	22	36	31	21	51	66	79	41		461
<b>OUTROS</b>	Total	0	0	0	0	0	0	0	0	0	0	0	0	0
<b>TOTAL IMPORTADOS ...</b>		<b>1.945</b>	<b>1.686</b>	<b>2.453</b>	<b>2.044</b>	<b>2.558</b>	<b>2.603</b>	<b>2.712</b>	<b>2.821</b>	<b>2.379</b>	<b>2.612</b>	<b>2.614</b>	<b>0</b>	<b>26.427</b>