










EMPLACAMENTO DAS ASSOCIADAS ABEIFA - 2017

VEÍCULOS IMPORTADOS






MARCA/MODELO		jan	fev	mar	abr	mai	jun	jul	ago	set	out	nov	dez	Total	
	BMW	Total	128	130	152	143	171	210	226	213	176	224	0	0	1.773
		Share	6,58%	7,71%	6,20%	7,00%	6,68%	8,07%	8,33%	7,55%	7,40%	8,58%			7,45%
	SÉRIE 1	0	0	0	0	0	1	0	0	0	0	0			1
	SÉRIE 2	11	13	7	5	1	2	20	32	26	41				158
	SÉRIE 3	13	29	25	24	16	5	3	4	2	0				121
	SÉRIE 4	17	13	33	24	33	49	34	12	8	15				238
	SÉRIE 5	1	2	6	22	25	47	35	59	39	52				288
	SÉRIE 6	0	0	0	0	0	1	0	0	1	0				2
	SÉRIE 7	3	2	2	2	2	5	5	3	1	4				29
	I3	7	1	4	4	3	4	1	2	0	0				26
	I8	2	0	0	0	1	0	0	0	0	2				5
	X1	0	2	0	0	2	2	0	0	0	0				6
	X3	0	1	2	1	0	2	0	0	1	2				9
	X4	12	7	12	13	3	0	0	2	0	0				49
	X5	6	3	8	10	24	43	62	47	39	44				286
	X6	33	25	31	25	25	21	29	31	27	25				272
	M135I	1	0	1	0	0	0	0	0	0	0				2
	M140I	3	5	3	1	10	9	7	4	4	6				52
	M2	5	8	2	2	5	2	5	4	3	8				44
	M235I	0	0	0	0	0	0	0	0	0	0				0
	M240I	4	7	6	1	5	5	9	1	8	5				51
	M3 SEDAN	3	7	5	6	12	6	11	9	13	14				86
	M4	4	0	1	0	1	1	1	2	1	0				11
	M5	0	0	0	0	0	0	0	0	0	0				0
	M6	1	2	2	3	1	4	3	1	3	5				25
	Z3	0	0	0	0	0	0	1	0	0	0				1
	Z4	2	3	2	0	2	1	0	0	0	1				11
	BYD	Total	2	2	6	4	1	1	1	4	4	4	0	0	29
		Share	0,10%	0,12%	0,24%	0,20%	0,04%	0,04%	0,04%	0,14%	0,17%	0,15%			0,12%
	E5	0	0	0	0	0	0	0	0	3	0				3
	E6	2	1	1	1	0	0	0	4	1	0				10
	T3	0	1	5	3	1	1	1	0	0	4				16
	CHERY	Total	14	6	2	2	1	2	0	2	1	0	0	0	30
		Share	0,72%	0,36%	0,08%	0,10%	0,04%	0,08%	0,00%	0,07%	0,04%	0,00%			0,13%
	CELER	0	0	0	0	0	0	0	0	0	0				0
	CELER SEDAN	1	0	0	0	0	0	0	0	0	0				1
	CIELO HATCH	0	0	0	0	0	0	0	0	1	0				1
	CIELO SEDAN	0	0	0	0	0	0	0	0	0	0				0
	FACE	0	0	0	1	0	0	0	0	0	0				1
	QQ	1	1	0	0	0	0	0	2	0	0				4
	S-18	0	0	0	0	0	0	0	0	0	0				0
	TIGGO	12	5	2	1	1	2	0	0	0	0				23
	OUTROS	0	0	0	0	0	0	0	0	0	0				0
	FERRARI	Total	1	3	0	0	4	3	1	4	0	2	0	0	18
		Share	0,05%	0,18%	0,00%	0,00%	0,16%	0,12%	0,04%	0,14%	0,00%	0,08%			0,08%
	458	0	1	0	0	1	2	0	0	0	0				4
	488 GTB	0	0	0	0	1	0	1	0	0	1				3
	488 SPIDER	1	1	0	0	1	1	0	1	0	0				5
	CALIFORNIA	0	0	0	0	1	0	0	3	0	1				5
	F12 TDF	0	0	0	0	0	0	0	0	0	0				0
	FF	0	0	0	0	0	0	0	0	0	0				0
	F12 BERLINETTA	0	1	0	0	0	0	0	0	0	0				1

EMPLACAMENTO DAS ASSOCIADAS ABEIFA - 2017
VEÍCULOS IMPORTADOS




MARCA/MODELO		jan	fev	mar	abr	mai	jun	jul	ago	set	out	nov	dez	Total
 GEELY	Total	24	11	6	9	6	11	3	0	2	0	0	0	72
	Share	1,23%	0,65%	0,24%	0,44%	0,23%	0,42%	0,11%	0,00%	0,08%	0,00%			0,30%
EC-7		16	4	2	5	2	8	3	0	2	0			42
GC2		8	7	4	4	4	3	0	0	0	0			30
GX2		0	0	0	0	0	0	0	0	0	0			0
 JAC MOTORS	Total	290	217	293	309	298	247	307	258	308	298	0	0	2.825
	Share	14,91%	12,87%	11,94%	15,12%	11,65%	9,49%	11,32%	9,15%	12,95%	11,41%			11,86%
A13 HACTH		0	0	0	0	0	0	0	0	0	0			0
J2		1	1	0	0	0	0	1	0	0	2			5
J3		34	16	11	3	9	6	3	1	0	0			83
J3 TURIN		26	33	51	38	28	8	3	1	0	0			188
J5		9	6	4	11	17	17	9	13	2	0			88
J6 2.0 5S		0	0	0	0	0	0	0	0	0	0			0
J6 2.0 7S		13	4	5	2	1	2	1	0	0	2			30
S5		0	1	0	0	0	0	1	0	0	0			2
T 140		0	0	0	0	0	1	0	0	0	0			1
T 40		0	0	0	0	0	0	30	0	173	167			370
T 5		185	142	203	243	230	191	250	238	128	125			1.935
T 6		17	12	16	10	9	18	7	3	5	2			99
T 8		5	2	3	2	4	4	2	2	0	0			24
 JAGUAR	Total	72	103	123	98	167	109	99	112	79	59	0	0	1.021
	Share	3,70%	6,11%	5,01%	4,79%	6,53%	4,19%	3,65%	3,97%	3,32%	2,26%			4,29%
F-TYPE		2	1	3	1	3	3	1	3	1	1			19
F-PACE		37	47	69	64	114	60	68	70	56	42			627
XE		10	9	9	4	3	15	7	11	6	4			78
XE S		20	36	33	22	38	22	19	15	10	6			221
XF		1	8	4	4	3	5	3	6	3	3			40
XFR		2	2	4	2	6	3	1	7	3	3			33
XJ		0	0	1	1	0	1	0	0	0	0			3
XK		0	0	0	0	0	0	0	0	0	0			0
 KIA MOTORS	Total	582	454	827	608	701	765	777	847	652	744	0	0	6.957
	Share	29,92%	26,93%	33,71%	29,75%	27,40%	29,39%	28,65%	30,02%	27,41%	28,48%			29,22%
BONGO		126	101	128	85	90	148	159	166	153	189			1.345
CADENZA		0	1	0	1	0	1	1	0	0	0			4
CARENS		0	0	0	0	0	0	0	0	0	0			0
CARNIVAL		9	11	13	9	6	14	15	16	14	16			123
CERATO		107	102	131	109	116	151	147	196	120	128			1.307
MOHAVE		1	1	2	2	4	0	1	0	0	0			11
OPTIMA		1	1	1	0	0	0	0	0	1	0			4
PICANTO		92	92	118	165	69	73	45	38	26	18			736
QUORIS		0	2	0	1	0	1	0	0	0	0			4
SEDONA		0	0	0	0	0	0	0	0	0	0			0
SORENTO		30	28	33	17	35	28	32	18	24	20			265
SOUL		36	34	50	24	23	31	39	27	10	9			283
SPORTAGE		180	81	351	195	358	318	338	386	304	364			2.875
 LAMBORGHINI	Total	1	1	0	2	0	2	0	0	3	1	0	0	10
	Share	0,05%	0,06%	0,00%	0,10%	0,00%	0,08%	0,00%	0,00%	0,13%	0,04%			0,04%
GALLARDO		0	0	0	0	0	0	0	0	0	0			0
HURACAN		1	1	0	2	0	2	0	0	2	1			9
AVENTADOR		0	0	0	0	0	0	0	0	1	0			1

EMPLACAMENTO DAS ASSOCIADAS ABEIFA - 2017

VEÍCULOS IMPORTADOS

MARCA/MODELO		jan	fev	mar	abr	mai	jun	jul	ago	set	out	nov	dez	Total	
	LAND ROVER	Total	116	79	122	99	126	136	238	148	98	156	0	0	1.318
		Share	5,96%	4,69%	4,97%	4,84%	4,93%	5,22%	8,78%	5,25%	4,12%	5,97%			5,53%
	DEFENDER		5	0	0	1	1	0	0	0	0				7
	DISCOVERY 4		12	12	27	15	31	52	129	61	35	72			446
	DISCOVERY SPORT		27	21	20	14	6	2	2	1	2	2		97	
	EVOQUE		44	23	15	17	29	17	9	5	8	10		177	
	FREELANDER		0	0	0	0	0	0	0	0	0			0	
	RANGE ROVER		4	3	4	2	3	4	9	3	3	5		40	
	RANGE ROVER SPORT		24	20	56	50	56	61	89	78	50	67		551	
	LIFAN	Total	161	153	239	162	247	287	283	383	302	312	0	0	2.529
		Share	8,28%	9,07%	9,74%	7,93%	9,66%	11,03%	10,44%	13,58%	12,69%	11,94%			10,62%
	FOISON		29	25	39	21	38	40	25	38	36	26			317
	LF 320		0	0	0	0	0	0	0	0	0	0		0	
	LF 530		58	52	77	57	73	72	43	67	41	31		571	
	LF 620		0	0	0	0	7	0	0	0	0	0		7	
	X50		0	0	0	0	0	0	0	1	0	0		1	
	X60		74	76	123	84	129	175	215	276	225	255		1.632	
	X80		0	0	0	0	0	0	0	1	0	0		1	
	MASERATI	Total	3	6	6	7	5	5	1	2	11	4	0	0	50
		Share	0,15%	0,36%	0,24%	0,34%	0,20%	0,19%	0,04%	0,07%	0,46%	0,15%			0,21%
	GRANTURISMO		0	0	0	1	0	0	0	0	0	0		1	
	LEVANTE		3	3	6	6	5	5	1	2	10	3		44	
	QUATTROPORTE		0	0	0	0	0	0	0	0	0	1		1	
	GRANCABRIO		0	0	0	0	0	0	0	0	0	0		0	
	Ghibli		0	3	0	0	0	0	0	0	1	0		4	
	MINI	Total	111	103	104	78	149	139	144	157	130	156	0	0	1.271
		Share	5,71%	6,11%	4,24%	3,82%	5,82%	5,34%	5,31%	5,57%	5,46%	5,97%			5,34%
	ONE		0	0	0	0	0	0	0	0	0	0		0	
	COOPER		11	6	6	0	4	6	3	8	7	13		64	
	COOPER 5P		1	1	1	1	1	0	2	5	6	6		24	
	COOPER S		41	33	40	39	42	35	45	42	35	48		400	
	COOPER S 5P		27	19	28	16	33	26	22	27	17	17		232	
	COOPER S PACEMAN		0	0	0	0	0	0	0	0	0	0		0	
	COOPER CLUBMAN S		6	11	10	8	15	16	6	8	1	9		90	
	COOPER S CABRIO		14	18	14	3	7	4	13	7	14	9		103	
	COOPER S COUNTRYMAN		0	0	0	6	39	42	38	47	40	44		256	
	COOPER JCW		0	0	0	0	0	0	0	0	0	0		0	
	COOPER JCW ROADSTER		0	0	0	0	0	0	0	0	0	0		0	
	COOPER JCW CABRIO		0	0	0	0	0	0	0	0	0	0		0	
	COOPER JCW COUNTRYMAN		0	0	0	0	0	0	0	0	0	0		0	
	COOPER JCW PACEMAN		0	0	0	0	0	0	0	0	0	0		0	
	COOPER HATCH JCW 3P		11	15	5	5	8	10	15	13	10	10		102	
	COOPER S ROADSTER		0	0	0	0	0	0	0	0	0	0		0	
	COOPER RED BULL		0	0	0	0	0	0	0	0	0	0		0	
	PORSCHE	Total	69	64	114	63	123	120	99	104	110	96	0	0	962
		Share	3,55%	3,80%	4,65%	3,08%	4,81%	4,61%	3,65%	3,69%	4,62%	3,68%			4,04%
	911		10	13	11	12	14	24	11	23	20	11		149	
	911 TURBO		3	3	3	1	1	2	5	1	2	1		22	
	BOXSTER		5	0	2	1	14	11	13	13	20	8		87	
	CAYENNE		22	16	31	17	38	32	30	29	27	29		271	
	CAYMAN		4	8	10	1	3	0	5	0	1	4		36	
	MACAN		24	20	50	31	40	46	33	34	39	42		359	
	PANAMERA		1	4	7	0	13	5	2	4	1	1		38	

EMPLACAMENTO DAS ASSOCIADAS ABEIFA - 2017
VEÍCULOS IMPORTADOS

MARCA/MODELO		jan	fev	mar	abr	mai	jun	jul	ago	set	out	nov	dez	Total
 ROLLS ROYCE	Total	0	0	1	0	0	0	0	1	0	0	0	0	2
	Share	0,00%	0,00%	0,04%	0,00%	0,00%	0,00%	0,00%	0,04%	0,00%	0,00%			0,01%
GHOST		0	0	0	0	0	0	0	0	0	0			0
DROPHEAD		0	0	0	0	0	0	0	0	0	0			0
WRAITH		0	0	0	0	0	0	0	0	0	0			0
PHANTOM		0	0	1	0	0	0	0	0	0	0			1
DAWN		0	0	0	0	0	0	0	1	0	0			1
 SUZUKI	Total	132	153	199	201	258	274	249	234	198	200	0	0	2.098
	Share	6,79%	9,07%	8,11%	9,83%	10,09%	10,53%	9,18%	8,29%	8,32%	7,66%			8,81%
GRAN VITARA		3	3	2	2	1	0	0	0	1	0			12
SWIFT		4	5	2	4	4	1	2	0	1	0			23
SCROSS		66	52	63	53	69	57	52	64	47	38			561
VITARA		59	93	132	142	184	216	195	170	149	162			1.502
 VOLVO	Total	239	201	259	259	301	292	284	352	305	356	0	0	2.848
	Share	12,29%	11,92%	10,56%	12,67%	11,77%	11,22%	10,47%	12,48%	12,82%	13,63%			11,96%
240		0	0	0	0	0	0	1	0	0	0			1
S60		13	9	10	10	7	23	13	19	14	13			131
V40		16	28	40	27	52	23	32	33	31	41			323
V60		3	2	11	9	5	3	5	7	4	6			55
XC60		159	130	164	191	201	212	212	242	190	217			1.918
XC90		48	32	34	22	36	31	21	51	66	79			420
OUTROS	Total	0	0	0	0	0	0	0	0	0	0			0
TOTAL IMPORTADOS ...		1.945	1.686	2.453	2.044	2.558	2.603	2.712	2.821	2.379	2.612	0	0	23.813