






















EMPLACAMENTO ASSOCIADAS ABEIFA 2014 - POR MARCA/MODELO

Marca/Modelo		jan	fev	mar	abr	mai	jun	jul	ago	set	out	nov	dez	Total	
	ASTON MARTIN	Total	1	1	0	1	0	1	2	0	1	2	0	2	11
		Share	0,01%	0,01%	0,00%	0,01%	0,00%	0,02%	0,03%	0,00%	0,01%	0,02%	0,00%	0,02%	0,01%
	DB9		0	0	0	0	0	0	0	1	1	0	0	2	
	VANTAGE		1	1	0	0	1	1	0	0	0	0	0	4	
	RAPIDE		0	0	0	0	0	1	0	0	1	0	1	3	
	VIRAGE		0	0	0	1	0	0	0	0	0	0	1	2	
	BENTLEY	Total	0	0	0	1	3	3	1	1	0	2	3	1	15
		Share	0,00%	0,00%	0,00%	0,01%	0,04%	0,05%	0,01%	0,01%	0,00%	0,02%	0,04%	0,01%	0,02%
	FLYING SPUR		0	0	0	0	1	1	0	0	2	1	0	5	
	GT		0	0	0	1	2	2	1	1	0	2	1	10	
	BMW	Total	1.308	1.160	1.116	1.207	1.186	1.089	1.026	1.167	1.342	1.392	1.244	1.589	14.826
		Share	13,61%	13,58%	14,67%	15,28%	15,96%	16,80%	13,51%	15,47%	16,59%	16,88%	16,36%	16,00%	15,35%
	SÉRIE 1		142	112	142	170	239	187	106	126	78	114	147	138	1.701
	SÉRIE 3		763	635	617	588	468	485	558	609	756	704	535	677	7.395
	SÉRIE 4		0	0	14	21	6	8	4	8	20	49	23	59	212
	SÉRIE 5		4	3	2	21	51	37	26	45	40	27	31	46	333
	SÉRIE 6		1	3	1	3	3	2	2	13	7	4	3	5	47
	SÉRIE 7		2	1	2	1	2	1	1	2	0	4	1	0	17
	I3		0	0	0	0	0	0	0	0	2	3	6	2	13
	I8		0	0	0	0	0	0	0	0	0	0	1	1	2
	X1		205	194	147	205	228	202	180	181	177	166	112	165	2.162
	X3		85	88	72	77	75	68	75	78	112	168	177	203	1.278
	X4		0	0	0	0	0	0	0	0	0	0	42	115	157
	X5		22	15	31	24	15	21	6	44	45	57	72	72	424
	X6		35	43	39	41	45	40	24	16	26	26	18	39	392
	M135i		4	25	14	14	16	12	9	7	8	15	9	5	138
	M235i		0	0	0	0	0	0	0	6	27	22	17	13	85
	M4		0	0	0	0	0	0	0	0	0	0	0	2	2
	M5		0	3	4	0	3	2	3	4	0	0	1	4	24
	M6		4	8	1	9	2	4	5	7	4	4	4	6	58
	Z4		41	30	30	33	33	20	27	21	40	29	45	37	386
	CHANGAN	Total	30	25	18	18	14	12	10	4	5	2	2	44	184
		Share	0,31%	0,29%	0,24%	0,23%	0,19%	0,19%	0,13%	0,05%	0,06%	0,02%	0,03%	0,44%	0,19%
	CARGO		0	0	0	0	0	0	0	0	0	0	0	0	0
	SC		30	25	18	18	14	12	10	4	5	2	2	44	184
	UTILITY		0	0	0	0	0	0	0	0	0	0	0	0	0
	CHERY	Total	955	720	770	776	679	465	695	776	876	901	853	1.081	9.547
		Share	9,94%	8,43%	10,12%	9,83%	9,14%	7,17%	9,15%	10,29%	10,83%	10,93%	11,22%	10,89%	9,89%
	CELER		354	231	286	250	165	116	169	209	232	232	221	312	2.777
	CIELO HATCH		2	5	1	8	4	1	0	4	1	2	1	0	29
	CIELO SEDAN		3	2	1	2	0	0	0	2	0	1	0	0	11
	FACE		102	59	35	51	74	48	61	48	57	58	33	59	685
	QQ		307	268	276	222	198	140	276	323	376	346	355	401	3.488
	S-18		3	10	7	9	5	1	1	2	2	0	0	1	41
	TIGGO		184	145	164	234	233	159	188	188	208	262	243	308	2.516
	CHRYSLER	Total	32	39	30	29	35	22	19	25	19	18	18	13	299
		Share	0,33%	0,46%	0,39%	0,37%	0,47%	0,34%	0,25%	0,33%	0,23%	0,22%	0,24%	0,13%	0,31%
	300 C		19	19	13	11	10	8	6	6	4	3	1	1	101
	PT CRUISE		0	0	0	0	0	0	0	0	0	1	0	0	1
	TOWN & COUNTRY		13	20	17	18	25	14	13	19	15	14	17	12	197







EMPLACAMENTO ASSOCIADAS ABEIFA 2014 - POR MARCA/MODELO

Marca/Modelo		jan	fev	mar	abr	mai	jun	jul	ago	set	out	nov	dez	Total
 DODGE	Total	204	230	218	229	197	191	312	303	336	381	300	436	3.337
	Share	2,12%	2,69%	2,87%	2,90%	2,65%	2,95%	4,11%	4,02%	4,15%	4,62%	3,95%	4,39%	3,46%
CHALLENGER		1	1	1	0	0	0	0	0	0	0	0	0	3
DURANGO		25	49	49	53	35	33	29	22	24	20	12	10	361
GCARAVAN		0	0	0	0	0	0	0	0	1	1	0	0	2
JOURNEY		178	180	168	176	162	158	283	281	310	360	288	426	2.970
VIPER		0	0	0	0	0	0	0	0	1	0	0	0	1
 FERRARI	Total	2	4	3	2	1	2	2	3	2	3	5	6	35
	Share	0,02%	0,05%	0,04%	0,03%	0,01%	0,03%	0,03%	0,04%	0,02%	0,04%	0,07%	0,06%	0,04%
308 GTS		0	0	0	0	0	0	0	0	0	1	0	0	1
458		1	1	1	1	0	2	2	3	2	1	4	3	21
CALIFORNIA		1	3	2	0	1	0	0	0	0	0	0	2	9
FF		0	0	0	0	0	0	0	0	0	0	0	1	1
F12 BERLINETTA		0	0	0	1	0	0	0	0	0	1	1	0	3
 GEELY	Total	14	0	0	3	12	12	14	15	16	40	27	29	182
	Share	0,15%	0,00%	0,00%	0,04%	0,16%	0,19%	0,18%	0,20%	0,20%	0,49%	0,36%	0,29%	0,19%
EC-7		10	0	0	3	12	12	14	15	14	22	13	14	129
GC2		2	0	0	0	0	0	0	0	2	18	13	15	50
GX2		2	0	0	0	0	0	0	0	0	0	1	0	3
 HAFEI MOTOR	Total	80	59	53	51	64	41	30	22	35	16	12	10	473
	Share	0,83%	0,69%	0,70%	0,65%	0,86%	0,63%	0,40%	0,29%	0,43%	0,19%	0,16%	0,10%	0,49%
TOWNER FURGÃO		25	19	10	13	7	11	4	4	1	1	2	0	97
TOWNER PASSAGEIRO		7	3	2	1	1	2	1	3	1	2	1	2	26
TOWNER PICK UP		48	37	41	37	56	28	25	15	33	13	9	8	350
 JAC MOTORS	Total	1.083	981	653	723	795	567	656	685	661	598	375	639	8.416
	Share	11,27%	11,48%	8,58%	9,16%	10,70%	8,75%	8,64%	9,08%	8,17%	7,25%	4,93%	6,44%	8,71%
J2		370	311	211	233	214	147	155	175	218	179	106	154	2.473
J3		259	258	167	183	196	141	186	179	155	133	85	138	2.080
J3 TURIN		249	207	131	175	189	135	152	158	121	137	82	196	1.932
J5		59	77	51	43	52	33	47	41	60	53	40	41	597
J6 2.0 5S		25	19	18	19	45	25	20	13	6	3	1	1	195
J6 DIAMOND 7S		74	76	46	39	52	43	42	69	74	61	46	54	676
REFINE		0	0	0	0	0	0	0	0	1	0	0	1	2
S5		0	0	0	0	4	0	0	0	0	0	0	0	4
T 140		24	33	16	25	34	34	43	33	12	11	2	0	267
T 8		23	0	13	6	9	9	11	17	14	21	13	54	190
 JAGUAR	Total	36	17	14	30	26	31	50	26	44	37	33	37	381
	Share	0,37%	0,20%	0,18%	0,38%	0,35%	0,48%	0,66%	0,34%	0,54%	0,45%	0,43%	0,37%	0,39%
F-TYPE		2	0	1	3	0	4	12	6	6	5	8	11	58
XF		29	16	13	23	22	26	31	18	36	31	24	22	291
XFR		2	0	0	2	1	0	1	0	0	0	0	3	9
XJ		3	1	0	2	2	1	5	0	1	1	1	1	18
XK		0	0	0	0	1	0	1	2	1	0	0	0	5
 JEEP	Total	117	156	150	145	268	183	289	289	370	346	444	540	3.297
	Share	1,22%	1,83%	1,97%	1,84%	3,61%	2,82%	3,81%	3,83%	4,57%	4,20%	5,84%	5,44%	3,41%
CHEROKEE		2	0	0	0	0	1	3	2	79	78	36	29	230
GRAND CHEROKEE		47	87	97	94	231	142	221	182	196	163	298	329	2.087
COMPASS		51	53	28	28	21	29	43	75	80	91	81	162	742
WRANGLER		17	16	25	23	16	11	22	30	15	14	29	20	238

EMPLACAMENTO ASSOCIADAS ABEIFA 2014 - POR MARCA/MODELO

Marca/Modelo		jan	fev	mar	abr	mai	jun	jul	ago	set	out	nov	dez	Total
 JINBEI AUTOMOBILE	Total	78	82	55	60	42	68	43	57	37	64	65	26	677
	Share	0,81%	0,96%	0,72%	0,76%	0,57%	1,05%	0,57%	0,76%	0,46%	0,78%	0,85%	0,26%	0,70%
TOPIC PASSAGEIRO		59	55	43	47	26	57	32	42	32	59	53	16	521
TOPIC ESCOLAR		19	27	12	13	16	11	11	15	5	5	12	10	156
 KIA MOTORS	Total	2.360	1.767	1.589	2.300	1.961	1.710	1.937	1.930	2.005	2.053	1.827	2.350	23.789
	Share	24,56%	20,68%	20,88%	29,12%	26,39%	26,38%	25,51%	25,58%	24,79%	24,89%	24,03%	23,67%	24,63%
BONGO		270	348	312	430	398	341	420	339	348	335	283	257	4.081
CADENZA		5	15	9	11	25	10	6	11	6	9	8	8	123
CARENS		0	2	0	0	0	0	0	0	0	0	0	0	2
CARNIVAL		21	8	4	276	15	8	9	6	1	3	2	9	362
CERATO		655	465	299	194	238	266	294	228	255	296	262	356	3.808
CERATO KOUP		1	0	0	0	0	0	0	1	0	0	0	0	2
MOHAVE		8	2	2	7	3	3	5	4	6	1	2	9	52
OPTIMA		14	20	12	11	6	11	32	35	31	19	27	34	252
PICANTO		277	75	90	133	117	102	137	171	216	179	140	185	1.822
QUORIS		0	0	0	0	0	0	0	0	0	0	2	1	3
SORENTO		182	87	137	234	252	180	202	200	221	217	187	256	2.355
SOUL		74	60	58	50	50	25	22	27	88	34	21	38	547
SPORTAGE		853	685	666	954	857	764	810	908	833	960	893	1.197	10.380
 LAMBORGHINI	Total	0	2	0	0	2	0	0	0	1	4	1	0	10
	Share	0,00%	0,02%	0,00%	0,00%	0,03%	0,00%	0,00%	0,00%	0,01%	0,05%	0,01%	0,00%	0,01%
GALLARDO		0	2	0	0	1	0	0	0	0	2	0	0	5
HURACAN		0	0	0	0	0	0	0	0	0	2	1	0	3
AVENTADOR		0	0	0	0	1	0	0	0	1	0	0	0	2
 LAND ROVER	Total	813	648	686	746	705	924	901	799	830	794	637	902	9.385
	Share	8,46%	7,58%	9,02%	9,45%	9,49%	14,25%	11,87%	10,59%	10,26%	9,63%	8,38%	9,08%	9,72%
DEFENDER		2	0	0	0	0	4	1	0	1	0	0	1	9
DISCOVERY 4		71	136	124	177	117	97	135	95	110	108	106	117	1.393
EVOQUE		610	391	406	434	439	604	502	536	548	546	376	556	5.948
FREELANDER		56	48	54	83	59	90	102	78	80	62	89	128	929
RANGE ROVER		74	73	102	52	90	129	161	90	91	78	66	100	1.106
 LIFAN MOTORS	Total	373	366	330	359	334	326	458	332	455	431	680	911	5.355
	Share	3,88%	4,28%	4,34%	4,55%	4,49%	5,03%	6,03%	4,40%	5,63%	5,23%	8,94%	9,17%	5,54%
FOISON		0	0	0	0	0	7	75	69	77	84	89	70	471
LF 320		8	13	5	2	2	2	4	6	1	4	4	1	52
LF 530		0	0	0	0	0	0	0	9	1	22	92	106	230
LF 620		2	4	0	1	0	0	8	0	0	0	1	0	16
X60		363	349	325	356	332	317	371	248	376	321	494	734	4.586
 MASERATI	Total	1	4	1	2	1	2	3	1	3	3	3	1	25
	Share	0,01%	0,05%	0,01%	0,03%	0,01%	0,03%	0,04%	0,01%	0,04%	0,04%	0,04%	0,01%	0,03%
GRANTURISMO		1	2	0	1	0	1	2	0	1	1	0	0	9
QUATTROPORTE		0	1	1	0	0	1	1	0	0	0	1	0	5
GHIBLI S Q4		0	1	0	1	1	0	0	1	2	2	2	1	11
 MAZDA	Total	0	0	0	0	0	0	0	0	0	0	0	0	0
	Share	0,00%	0,00%	0,00%	0,00%	0,00%	0,00%	0,00%	0,00%	0,00%	0,00%	0,00%	0,00%	0,00%
		0	0	0	0	0	0	0	0	0	0	0	0	0
 MINI	Total	167	192	241	236	154	106	213	240	226	232	194	219	2.420
	Share	1,74%	2,25%	3,17%	2,99%	2,07%	1,64%	2,81%	3,18%	2,79%	2,81%	2,55%	2,21%	2,51%
ONE		31	43	48	30	13	3	8	3	1	0	0	1	181
COOPER		0	0	0	0	0	1	26	36	18	19	25	42	167

EMPLACAMENTO ASSOCIADAS ABEIFA 2014 - POR MARCA/MODELO

Marca/Modelo	jan	fev	mar	abr	mai	jun	jul	ago	set	out	nov	dez	Total	
COOPER S	43	63	134	113	41	34	79	105	105	106	106	110	1.039	
COOPER S PACEMAN	13	10	4	14	13	5	9	13	17	18	9	11	136	
COOPER S CABRIO	5	9	7	3	5	2	3	3	6	5	5	4	57	
COOPER COUNTRYMAN	36	30	22	40	36	18	37	39	38	39	27	41	403	
COOPER JCW	6	6	7	3	14	13	20	4	1	2	1	0	77	
COOPER JCW COUPE	3	4	1	3	6	7	14	15	12	6	5	0	76	
COOPER JCW ROADSTER	0	2	2	2	3	1	2	7	18	13	5	0	55	
COOPER JCW CABRIO	8	3	4	10	4	5	1	1	3	8	5	1	53	
COOPER JCW COUNTRYMAN	4	8	5	7	4	8	3	4	0	3	3	8	57	
COOPER JCW PACEMAN	4	3	2	6	10	2	2	2	1	1	0	0	33	
COOPER S COUPE	3	3	1	3	3	3	6	6	3	5	3	0	39	
COOPER S ROADSTER	11	4	4	2	2	4	3	2	3	3	0	1	39	
COOPER RED BULL	0	4	0	0	0	0	0	0	0	4	0	0	8	
 PORSCHE	Total	48	64	69	38	54	41	78	83	74	58	80	71	758
	Share	0,50%	0,75%	0,91%	0,48%	0,73%	0,63%	1,03%	1,10%	0,91%	0,70%	1,05%	0,72%	0,78%
911	5	1	5	2	3	0	1	3	9	5	9	2	45	
911 TURBO	4	2	9	3	8	1	3	3	2	2	4	2	43	
918	0	0	0	0	0	1	1	1	0	0	0	0	3	
BOXSTER	2	15	15	7	18	13	10	12	9	15	15	14	145	
CAYENNE	25	37	30	18	13	4	5	3	0	1	5	2	143	
CAYMAN	5	5	8	5	3	6	1	5	7	10	8	6	69	
MACAN	0	0	0	0	7	15	55	55	47	24	37	45	285	
PANAMERA	7	4	2	3	2	1	2	1	0	1	2	0	25	
 RAM	Total	71	81	68	42	10	3	1	2	0	1	0	279	
	Share	0,74%	0,95%	0,89%	0,53%	0,13%	0,05%	0,01%	0,03%	0,00%	0,01%	0,00%	0,29%	
RAM 2500	71	81	68	42	10	3	1	2	0	1	0	0	279	
 ROLLS ROYCE	Total	1	0	0	0	0	0	0	0	0	1	0	2	
	Share	0,01%	0,00%	0,00%	0,00%	0,00%	0,00%	0,00%	0,00%	0,00%	0,01%	0,00%	0,00%	
GHOST	1	0	0	0	0	0	0	0	0	0	1	0	2	
 SSANGYONG	Total	104	99	57	106	101	66	83	45	46	79	49	68	903
	Share	1,08%	1,16%	0,75%	1,34%	1,36%	1,02%	1,09%	0,60%	0,57%	0,96%	0,64%	0,68%	0,93%
ACTYON	0	0	1	0	0	0	0	0	1	0	0	1	3	
ACTYON SPORTS	29	43	24	25	35	18	23	14	17	25	22	21	296	
KORANDO	53	45	26	70	45	40	37	15	16	30	18	26	421	
KYRONM	22	11	6	11	21	7	23	16	10	17	8	14	166	
REXTON	0	0	0	0	0	1	0	0	2	7	1	6	17	
 SUZUKI	Total	554	515	404	469	527	422	472	488	437	535	539	681	6.043
	Share	5,77%	6,03%	5,31%	5,94%	7,09%	6,51%	6,22%	6,47%	5,40%	6,49%	7,09%	6,86%	6,26%
GRAN VITARA	277	272	213	271	257	201	220	229	188	243	277	364	3.012	
JIMNY	213	185	143	158	215	176	208	206	213	219	208	269	2.413	
SWIFT	0	0	0	0	0	0	0	0	0	31	20	17	68	
SX4	64	58	48	40	55	45	44	53	36	42	34	31	550	
 VOLVO	Total	278	284	219	324	260	196	298	251	267	255	211	274	3.117
	Share	2,89%	3,32%	2,88%	4,10%	3,50%	3,02%	3,92%	3,33%	3,30%	3,09%	2,78%	2,76%	3,23%
S60	6	8	11	11	7	8	10	11	9	15	12	12	120	
S80	0	0	1	0	0	0	0	0	0	0	0	0	1	
V40	93	81	50	78	74	57	66	66	51	38	36	40	730	
V60	8	4	6	16	9	7	12	7	6	6	15	16	112	
XC60	171	191	151	219	170	124	210	167	201	196	148	206	2.154	
OUTROS	Total	899	1.048	865	0	0	0	0	0	0	0	0	2.812	
TOTAL ...		9.609	8.544	7.609	7.897	7.431	6.483	7.593	7.544	8.088	8.247	7.603	9.930	96.578