






EMPLACAMENTO DAS ASSOCIADAS ABEIFA - 2018
VEÍCULOS DE PRODUÇÃO NACIONAL

MARCA/MODELO		jan	fev	mar	abr	mai	jun	jul	ago	set	out	nov	dez	Total
 BMW	Total	595	0	0	0	0	0	0	0	0	0	0	0	595
	Share	38,59%												38,59%
	SÉRIE 1													0
	SÉRIE 3	248												248
	X1	332												332
	X3	1												1
X4	14												14	
 CHERY	Total	397	0	0	0	0	0	0	0	0	0	0	0	397
	Share	25,75%												25,75%
	CELER	28												28
	CELER SEDAN	24												24
	CIELO HATCH													0
	QQ	345												345
 LAND ROVER	Total	330	0	0	0	0	0	0	0	0	0	0	0	330
	Share	21,40%												21,40%
	EVOQUE	109												109
DISCOVERY	221												221	
 MINI	Total	0	0	0	0	0	0	0	0	0	0	0	0	0
	Share													
COOPER S COUNTRYMAN	0	0	0	0	0	0	0	0	0	0	0	0	0	
 SUZUKI	Total	220	0	0	0	0	0	0	0	0	0	0	0	220
	Share	14,27%												14,27%
JIMNY	220												220	
TOTAL PROD. NACIONAL ...	1.542	0	0	0	0	0	0	0	0	0	0	0	0	1.542

TOTAL ABEIFA (IMPORTADOS + NACIONAIS)	3.964	0	0	0	0	0	0	0	0	0	0	0	0	3.964
---	--------------	----------	----------	----------	----------	----------	----------	----------	----------	----------	----------	----------	----------	--------------