






## EMPLACAMENTO DAS ASSOCIADAS ABEIFA - 2017

### VEÍCULOS DE PRODUÇÃO NACIONAL

MARCA/MODELO		jan	fev	mar	abr	mai	jun	jul	ago	set	out	nov	dez	Total
 <b>BMW</b>	<b>Total</b>	451	376	592	483	642	794	806	827	632	732	699	0	7.034
	<b>Share</b>	<b>46,35%</b>	<b>44,08%</b>	<b>48,13%</b>	<b>42,82%</b>	<b>39,58%</b>	<b>44,06%</b>	<b>44,09%</b>	<b>42,35%</b>	<b>37,60%</b>	<b>40,02%</b>	<b>45,72%</b>		<b>42,82%</b>
SÉRIE 1		5	4	1	1	1	1	6	2	2				23
SÉRIE 3		187	136	209	181	246	389	379	374	255	277	278		2.911
X1		185	192	332	239	309	353	375	417	351	415	393		3.561
X3		42	17	27	42	47	27	18	15	11	3	4		253
X4		32	27	23	20	39	24	28	19	13	37	24		286
 <b>CHERY</b>	<b>Total</b>	92	92	86	124	355	465	495	473	525	339	295	0	3.341
	<b>Share</b>	<b>9,46%</b>	<b>10,79%</b>	<b>6,99%</b>	<b>10,99%</b>	<b>21,89%</b>	<b>25,80%</b>	<b>27,08%</b>	<b>24,22%</b>	<b>31,23%</b>	<b>18,53%</b>	<b>19,29%</b>		<b>20,34%</b>
CELER		35	27	29	23	41	25	18	29	11	9	20		267
CELER SEDAN		18	20	25	17	26	21	16	16	10	5	21		195
QQ		39	45	32	84	288	419	461	428	504	325	254		2.879
 <b>LAND ROVER</b>	<b>Total</b>	300	293	395	393	429	405	410	412	378	465	323	0	4.203
	<b>Share</b>	<b>30,83%</b>	<b>34,3%</b>	<b>32,1%</b>	<b>34,8%</b>	<b>26,4%</b>	<b>22,5%</b>	<b>22,4%</b>	<b>21,1%</b>	<b>22,5%</b>	<b>25,4%</b>	<b>21,12%</b>		<b>25,58%</b>
EVOQUE		92	88	167	171	175	154	151	175	158	174	107		1.612
DISCOVERY		208	205	228	222	254	251	259	237	220	291	216		2.591
 <b>MINI</b>	<b>Total</b>	0	0	0	0	0	0	0	0	0	0	0	0	0
	<b>Share</b>													
COOPER S COUNTRYMAN		0	0	0	0	0	0	0	0	0	0	0		0
 <b>SUZUKI</b>	<b>Total</b>	130	92	157	128	196	138	117	241	146	293	212	0	1.850
	<b>Share</b>	<b>13,36%</b>	<b>10,8%</b>	<b>12,8%</b>	<b>11,3%</b>	<b>12,1%</b>	<b>7,7%</b>	<b>6,4%</b>	<b>12,3%</b>	<b>8,7%</b>	<b>16,0%</b>	<b>13,9%</b>		<b>11,26%</b>
JIMNY		130	92	157	128	196	138	117	241	146	293	212		1.850
<b>TOTAL PROD. NACIONAL ...</b>		<b>973</b>	<b>853</b>	<b>1.230</b>	<b>1.128</b>	<b>1.622</b>	<b>1.802</b>	<b>1.828</b>	<b>1.953</b>	<b>1.681</b>	<b>1.829</b>	<b>1.529</b>	<b>0</b>	<b>16.428</b>

<b>TOTAL ABEIFA</b> (IMPORTADOS + NACIONAIS)	<b>2.918</b>	<b>2.539</b>	<b>3.683</b>	<b>3.172</b>	<b>4.180</b>	<b>4.405</b>	<b>4.540</b>	<b>4.774</b>	<b>4.060</b>	<b>4.441</b>	<b>4.143</b>	<b>0</b>	<b>42.855</b>
---	--------------	--------------	--------------	--------------	--------------	--------------	--------------	--------------	--------------	--------------	--------------	----------	---------------